

I COPA SPEED PARK 2020 (1ª ETAPA)

MIRIN/CADETE — **SPEED PARK (BIRIGUI) 1,218 km**

PROVA 1 — **25/04/2020 08:00**

Race (14 Laps) started at 9:22:15

(106) SAMUQUINHA

Lap	Time of Day	Lap Tm	Gap	S1	S2	S3
1	9:24:32.144	1:01.844		23.966	23.925	13.953
2	9:25:32.428	1:00.284	-1.560	22.788	23.618	13.878
3	9:26:32.308	59.880	-0.404	22.712	23.286	13.882
4	9:27:32.001	59.693	-0.187	22.677	23.184	13.832
5	9:28:31.546	59.545	-0.148	22.486	23.279	13.780
6	9:29:31.814	1:00.268	+0.723	22.522	23.937	13.809
7	9:30:31.452	59.638	-0.630	22.671	23.178	13.789
8	9:31:31.098	59.646	+0.008	22.827	23.063	**13.756**
9	9:32:30.568	59.470	-0.176	22.555	23.106	13.809
10	9:33:29.844	**59.276**	-0.194	**22.423**	**22.974**	13.879
11	9:34:29.220	59.376	+0.100	22.463	23.117	13.796
12	9:35:28.836	59.616	+0.240	22.533	23.302	13.781
13	9:36:29.454	1:00.618	+1.002	23.215	23.447	13.956
14	9:37:29.504	1:00.050	-0.568	22.767	23.374	13.909

(221) THOMAZ BELIZARIO

Lap	Time of Day	Lap Tm	Gap	S1	S2	S3
1	9:24:33.771	1:02.641		24.733	24.172	13.736
2	9:25:33.568	59.797	-2.844	22.636	23.445	13.716
3	9:26:33.364	59.796	-0.001	22.825	23.450	**13.521**
4	9:27:32.615	59.251	-0.545	22.519	23.126	13.606
5	9:28:32.040	59.425	+0.174	22.432	**23.023**	13.970
6	9:29:31.273	**59.233**	-0.192	**22.209**	23.376	13.648
7	9:30:30.828	59.555	+0.322	22.634	23.268	13.653
8	9:31:30.409	59.581	+0.026	22.705	23.148	13.728
9	9:32:29.697	59.288	-0.293	22.377	23.185	13.726
10	9:33:29.062	59.365	+0.077	22.449	23.203	13.713
11	9:34:28.760	59.698	+0.333	22.786	23.255	13.657
12	9:35:28.273	59.513	-0.185	22.610	23.152	13.751
13	9:36:29.876	1:01.603	+2.090	23.822	24.007	13.774
14	9:37:29.581	59.705	-1.898	22.454	23.532	13.719

(011) REGYS FILHO

Lap	Time of Day	Lap Tm	Gap	S1	S2	S3
1	9:24:34.430	1:03.368		25.241	24.557	**13.570**
2	9:25:34.543	1:00.113	-3.255	22.614	23.466	14.033
3	9:26:34.704	1:00.161	+0.048	**22.357**	24.052	13.752
4	9:27:34.815	1:00.111	-0.050	22.912	23.492	13.707
5	9:28:34.222	59.407	-0.704	22.522	23.263	13.622
6	9:29:34.051	59.829	+0.422	23.179	23.051	13.599
7	9:30:33.463	59.412	-0.417	22.467	23.096	13.849
8	9:31:33.117	59.654	+0.242	22.512	23.244	13.898
9	9:32:32.844	59.727	+0.073	22.716	**22.847**	14.164
10	9:33:32.200	**59.356**	-0.371	22.496	23.028	13.832
11	9:34:31.676	59.476	+0.120	22.598	23.063	13.815
12	9:35:31.355	59.679	+0.203	22.539	23.259	13.881
13	9:36:30.906	59.551	-0.128	22.776	23.160	13.615
14	9:37:30.822	59.916	+0.365	22.700	23.340	13.876

(051) THEL SALOMÃO

Lap	Time of Day	Lap Tm	Gap	S1	S2	S3
1	9:24:34.329	1:03.886		25.333	24.734	13.819
2	9:25:33.811	59.482	-4.404	22.599	23.104	13.779
3	9:26:33.720	59.909	+0.427	22.503	23.699	13.707
4	9:27:33.244	59.524	-0.385	22.382	23.467	13.675
5	9:28:32.602	59.358	-0.166	22.362	23.288	13.708
6	9:29:32.407	59.805	+0.447	22.954	23.194	13.657
7	9:30:32.383	59.976	+0.171	22.690	23.659	**13.627**
8	9:31:31.684	**59.301**	-0.675	**22.328**	23.175	13.798
9	9:32:31.000	59.316	+0.015	22.378	23.227	13.711
10	9:33:30.611	59.611	+0.295	22.563	23.164	13.884
11	9:34:30.647	1:00.036	+0.425	22.933	**22.843**	14.260
12	9:35:30.952	1:00.305	+0.269	22.882	23.319	14.104
13	9:36:30.808	59.856	-0.449	22.916	23.202	13.738
14	9:37:31.118	1:00.310	+0.454	23.023	23.380	13.907

(008) RAFAEL R. GEBARA

Lap	Time of Day	Lap Tm	Gap	S1	S2	S3
1	9:24:35.048	1:04.669		25.648	25.400	13.621
2	9:25:34.998	59.950	-4.719	22.876	23.383	13.691
3	9:26:34.702	59.704	-0.246	22.705	23.520	**13.479**
4	9:27:34.633	59.931	+0.227	22.712	23.237	13.982
5	9:28:34.141	59.508	-0.423	22.555	23.169	13.784
6	9:29:33.979	59.838	+0.330	23.100	23.099	13.639
7	9:30:35.710	1:01.731	+1.893	24.097	23.873	13.761
8	9:31:35.012	59.302	-2.429	22.563	23.038	13.701
9	9:32:34.103	**59.091**	-0.211	22.454	22.995	13.642
10	9:33:33.586	59.483	+0.392	**22.408**	23.261	13.814
11	9:34:33.057	59.471	-0.012	22.623	23.050	13.798
12	9:35:33.046	59.989	+0.518	22.519	23.442	14.028
13	9:36:32.743	59.697	-0.292	22.844	**22.992**	13.861
14	9:37:32.493	59.750	+0.053	22.696	23.249	13.805

(099) FRANCISCO NETO CAMILO

Lap	Time of Day	Lap Tm	Gap	S1	S2	S3
1	9:24:33.935	1:03.102		24.765	24.626	13.711
2	9:25:34.615	1:00.680	-2.422	22.671	24.383	**13.626**
3	9:26:34.433	59.818	-0.862	22.444	23.596	13.778
4	9:27:34.806	1:00.373	+0.555	22.512	22.885	14.976
5	9:28:34.800	59.994	-0.379	23.124	**22.778**	14.092
6	9:29:34.409	59.609	-0.385	22.680	23.281	13.648
7	9:30:35.086	1:00.677	+1.068	23.393	23.562	13.722
8	9:31:34.641	59.555	-1.122	22.553	23.218	13.784
9	9:32:34.003	**59.362**	-0.193	22.504	23.049	13.809
10	9:33:34.125	1:00.122	+0.760	**22.294**	23.837	13.991
11	9:34:34.028	59.903	-0.219	22.911	23.172	13.820
12	9:35:33.692	59.664	-0.239	22.303	23.346	14.015
13	9:36:33.561	59.869	+0.205	23.050	22.858	13.961
14	9:37:32.923	**59.362**	-0.507	22.364	23.115	13.883

(091) MIGUEL E. DA S.GAZZINEO

Lap	Time of Day	Lap Tm	Gap	S1	S2	S3
1	9:24:36.026	1:05.492		26.229	25.130	14.133
2	9:25:36.766	1:00.740	-4.752	23.237	23.284	14.219
3	9:26:36.274	59.508	-1.232	22.515	23.192	13.801
4	9:27:35.786	59.512	+0.004	22.643	23.177	13.692
5	9:28:35.059	**59.273**	-0.239	22.616	**22.993**	13.664
6	9:29:34.720	59.661	+0.388	22.664	23.389	**13.608**
7	9:30:34.947	1:00.227	+0.566	23.080	23.107	14.040
8	9:31:35.788	1:00.841	+0.614	23.680	23.328	13.833
9	9:32:35.350	59.562	-1.279	22.614	23.128	13.820
10	9:33:35.017	59.667	+0.105	22.672	23.098	13.897
11	9:34:34.329	59.312	-0.355	**22.392**	23.158	13.762
12	9:35:34.150	59.821	+0.509	22.600	23.267	13.954
13	9:36:34.267	1:00.117	+0.296	22.995	23.148	13.974
14	9:37:33.912	59.645	-0.472	22.570	23.014	14.061

(081) LEONARDO A. RAMIRES

Lap	Time of Day	Lap Tm	Gap	S1	S2	S3
1	9:24:40.151	1:07.999		30.648	23.728	**13.623**
2	9:25:42.113	1:01.962	-6.037	23.329	24.738	13.895
3	9:26:42.453	1:00.340	-1.622	22.497	23.976	13.867
4	9:27:41.996	59.543	-0.797	22.603	23.115	13.825
5	9:28:42.318	1:00.322	+0.779	22.826	23.703	13.793
6	9:29:42.308	59.990	-0.332	22.797	23.150	14.043
7	9:30:41.967	59.659	-0.331	22.564	23.277	13.818
8	9:31:41.710	59.743	+0.084	22.860	23.046	13.837
9	9:32:40.981	**59.271**	-0.472	22.499	**22.867**	13.905
10	9:33:40.506	59.525	+0.254	22.513	23.086	13.926
11	9:34:39.929	59.423	-0.102	**22.469**	23.069	13.885
12	9:35:39.343	59.414	-0.009	22.620	22.968	13.826
13	9:36:39.204	59.861	+0.447	22.855	23.247	13.759
14	9:37:38.697	59.493	-0.368	22.645	22.964	13.884

(045) PAULO WILLEMAMN FILHO

Lap	Time of Day	Lap Tm	Gap	S1	S2	S3
1	9:24:36.688	1:05.306		26.228	25.267	13.811
2	9:25:37.260	1:00.572	-4.734	23.000	23.788	13.784



I COPA SPEED PARK 2020 (1ª ETAPA)

MIRIN/CADETE — **SPEED PARK (BIRIGUI) 1,218 km**

PROVA 1 — **25/04/2020 08:00**

Race (14 Laps) started at 9:22:15

Lap	Time of Day	Lap Tm	Gap	S1	S2	S3
3	9:26:37.341	1:00.081	-0.491	22.964	23.391	13.726
4	9:27:36.708	59.367	-0.714	22.473	23.147	13.747
5	9:28:35.940	59.232	-0.135	22.244	23.359	13.629
6	9:29:34.852	**58.912**	-0.320	22.254	23.079	13.579
7	9:30:35.965	1:01.113	+2.201	23.051	24.341	13.721
8	9:31:35.843	59.878	-1.235	22.810	23.525	**13.543**
9	9:32:34.977	59.134	-0.744	22.360	23.080	13.694
10	9:33:34.185	59.208	+0.074	**22.243**	23.305	13.660
11	9:34:33.309	59.124	-0.084	22.335	**23.054**	13.735
12	9:35:39.057	1:05.748	+6.624	22.377	24.399	18.972
13	9:36:39.085	1:00.028	-5.720	22.956	23.096	13.976
14	9:37:39.206	1:00.121	+0.093	22.838	23.411	13.872

(357) VITOR PIRES

1	9:24:32.783	1:02.223		24.456	23.820	13.947
2	9:25:32.939	1:00.156	-2.067	22.777	23.711	13.668
3	9:26:32.924	59.985	-0.171	22.775	23.463	13.747
4	9:27:32.494	**59.570**	-0.415	22.615	23.254	13.701
5	9:28:32.123	59.629	+0.059	22.464	23.580	**13.585**
6	9:29:31.875	59.752	+0.123	22.458	23.558	13.736
7	9:30:32.459	1:00.584	+0.832	23.338	23.378	13.868
8	9:31:33.501	1:01.042	+0.458	**22.382**	23.784	14.876
9	9:32:33.170	59.669	-1.373	22.630	23.277	13.762
10	9:33:32.777	59.607	-0.062	22.546	23.204	13.857
11	9:34:32.576	59.799	+0.192	22.644	23.271	13.884
12	9:35:33.440	1:00.864	+1.065	22.805	23.997	14.062
13	9:36:34.201	1:00.761	-0.103	23.493	23.313	13.955
14	9:37:34.141	59.940	-0.821	22.739	**22.918**	14.283

(089) HENRIQUE S. GOTTEMS

1	9:24:40.077	1:09.095		31.486	23.888	13.721
2	9:25:41.821	1:01.744	-7.351	23.049	24.831	13.864
3	9:26:42.939	1:01.118	-0.626	22.684	24.361	14.073
4	9:27:42.716	59.777	-1.341	22.804	23.222	13.751
5	9:28:42.414	**59.698**	-0.079	**22.358**	23.655	13.685
6	9:29:42.460	1:00.046	+0.348	23.055	23.334	**13.657**
7	9:30:43.233	1:00.773	+0.727	22.995	23.455	14.323
8	9:31:43.588	1:00.355	-0.418	22.856	23.762	13.737
9	9:32:44.941	1:01.353	+0.998	23.951	23.549	13.853
10	9:33:45.288	1:00.347	-1.006	23.128	23.227	13.992
11	9:34:45.025	59.737	-0.610	22.671	**23.077**	13.989
12	9:35:46.659	1:01.634	+1.897	22.583	23.362	15.689
13	9:36:47.561	1:00.902	-0.732	23.439	23.474	13.989
14	9:37:47.332	59.771	-1.131	22.779	23.085	13.907

(250) JOÃO F. M. GUIMARÃES

1	9:24:37.635	1:06.114		26.542	25.555	14.017
2	9:25:39.393	1:01.758	-4.356	23.409	24.346	14.003
3	9:26:39.899	1:00.506	-1.252	23.039	23.651	**13.816**
4	9:27:40.566	1:00.667	+0.161	22.808	23.332	14.527
5	9:28:42.063	1:01.497	+0.830	24.001	23.472	14.024
6	9:29:43.991	1:01.928	+0.431	24.573	23.315	14.040
7	9:30:44.170	**1:00.179**	-1.749	**22.702**	23.403	14.074
8	9:31:44.379	1:00.209	+0.030	22.817	23.459	13.933
9	9:32:45.257	1:00.878	+0.669	23.307	23.719	13.852
10	9:33:46.010	1:00.753	-0.125	23.435	23.378	13.940
11	9:34:46.357	1:00.347	-0.406	23.155	23.215	13.977
12	9:35:47.043	1:00.686	+0.339	22.925	23.393	14.368
13	9:36:48.034	1:00.991	+0.305	23.625	23.453	13.913
14	9:37:48.342	1:00.308	-0.683	23.010	**22.944**	14.354

(016) FELIPE SANCHES

1	9:24:37.178	1:06.315		26.101	26.301	13.913
2	9:25:38.449	1:01.271	-5.044	23.740	23.712	13.819
3	9:26:39.403	1:00.954	-0.317	23.545	23.662	13.747
4	9:27:39.172	59.769	-1.185	22.893	**23.059**	13.817
5	9:28:45.376	1:06.204	+6.435	28.640	23.550	14.014
6	9:29:44.913	59.537	-6.667	22.645	23.137	13.755
7	9:30:44.420	**59.507**	-0.030	**22.302**	23.162	14.043
8	9:31:44.628	1:00.208	+0.701	22.813	23.458	13.937
9	9:32:45.565	1:00.937	+0.729	23.403	23.524	14.010
10	9:33:46.211	1:00.646	-0.291	23.489	23.283	13.874
11	9:34:46.628	1:00.417	-0.229	23.212	23.210	13.995
12	9:35:47.148	1:00.520	+0.103	22.892	23.482	14.146
13	9:36:48.533	1:01.385	+0.865	24.067	23.593	**13.725**
14	9:37:48.418	59.885	-1.500	22.690	23.402	13.793

(728) ALEXANDRE F. LEAL FILHO

1	9:24:37.875	1:06.022		26.567	25.467	13.988
2	9:25:39.813	1:01.938	-4.084	23.885	23.784	14.269
3	9:26:40.405	1:00.592	-1.346	23.034	23.605	13.953
4	9:27:40.722	1:00.317	-0.275	22.734	23.606	13.977
5	9:28:42.242	1:01.520	+1.203	23.979	23.674	13.867
6	9:29:42.373	**1:00.131**	-1.389	**22.638**	23.289	14.204
7	9:30:43.118	1:00.745	+0.614	22.963	23.475	14.307
8	9:31:44.050	1:00.932	+0.187	23.276	23.796	**13.860**
9	9:32:44.745	1:00.695	-0.237	22.974	23.486	14.235
10	9:33:45.749	1:01.004	+0.309	23.700	23.307	13.997
11	9:34:45.899	1:00.150	-0.854	22.718	**23.266**	14.166
12	9:35:46.881	1:00.982	+0.832	23.130	23.345	14.507
13	9:36:48.425	1:01.544	+0.562	23.932	23.638	13.974
14	9:37:48.864	1:00.439	-1.105	23.123	23.301	14.015

(001) HEITOR V. SOLLA

1	9:24:35.019	1:03.975		25.132	24.944	13.899
2	9:25:45.184	1:10.165	+6.190	32.217	23.965	13.983
3	9:26:45.555	1:00.371	-9.794	22.961	23.616	**13.794**
4	9:27:46.306	1:00.751	+0.380	22.819	24.027	13.905
5	9:28:46.569	1:00.263	-0.488	22.908	23.519	13.836
6	9:29:46.947	1:00.378	+0.115	23.056	23.368	13.954
7	9:30:47.134	1:00.187	-0.191	**22.796**	23.421	13.970
8	9:31:47.393	1:00.259	+0.072	22.890	23.414	13.955
9	9:32:47.790	1:00.397	+0.138	22.974	**23.104**	14.319
10	9:33:47.856	1:00.066	-0.331	22.825	23.279	13.962
11	9:34:48.158	1:00.302	+0.236	23.005	23.339	13.958
12	9:35:48.861	1:00.703	+0.401	22.979	23.710	14.014
13	9:36:49.502	1:00.641	-0.062	22.929	23.633	14.079
14	9:37:49.391	**59.889**	-0.752	22.867	23.189	13.833

(006) GUILHERME MOLEIRO

1	9:24:35.408	1:03.846		25.529	24.495	13.822
2	9:25:35.090	59.682	-4.164	22.701	23.251	13.730
3	9:26:34.826	59.736	+0.054	22.765	23.301	**13.670**
4	9:27:34.054	59.228	-0.508	22.403	22.989	13.836
5	9:28:32.906	**58.852**	-0.376	22.297	22.852	13.703
6	9:29:33.387	1:00.481	+1.629	23.888	22.733	13.860
7	9:30:32.542	59.155	-1.326	**22.160**	23.192	13.803
8	9:31:55.575	1:23.033	+23.878	22.377	46.434	14.222
9	9:32:55.440	59.865	-23.168	22.693	23.072	14.100
10	9:33:54.596	59.156	-0.709	22.328	22.892	13.936
11	9:34:54.216	59.620	+0.464	22.405	23.101	14.114
12	9:35:53.602	59.386	-0.234	22.436	23.124	13.826
13	9:36:52.970	59.368	-0.018	22.489	**22.659**	14.220
14	9:37:52.575	59.605	+0.237	22.516	23.104	13.985

(119) MURILO S. PARREIRA

1	9:24:38.414	1:05.814		26.171	25.141	14.502
2	9:25:41.391	1:02.977	-2.837	23.621	24.560	14.796
3	9:26:43.364	1:01.973	-1.004	22.929	25.026	14.018
4	9:27:44.365	1:01.001	-0.972	23.052	**23.991**	13.958
5	9:28:46.314	1:01.949	+0.948	23.585	24.496	**13.868**
6	9:29:47.555	1:01.241	-0.708	22.977	24.181	14.083



I COPA SPEED PARK 2020 (1ª ETAPA)

MIRIN/CADETE — **SPEED PARK (BIRIGUI) 1,218 km**

PROVA 1 — **25/04/2020 08:00**

Race (14 Laps) started at 9:22:15

Lap	Time of Day	Lap Tm	Gap	S1	S2	S3
7	9:30:48.385	**1:00.830**	-0.411	**22.855**	24.053	13.922
8	9:31:50.323	1:01.938	+1.108	23.782	24.150	14.006
9	9:32:51.829	1:01.506	-0.432	23.468	24.034	14.004
10	9:33:53.287	1:01.458	-0.048	22.973	24.122	14.363
11	9:34:55.780	1:02.493	+1.035	23.588	24.730	14.175
12	9:35:57.561	1:01.781	-0.712	23.113	24.252	14.416
13	9:36:58.827	1:01.266	-0.515	23.229	24.096	13.941
14	9:38:00.243	1:01.416	+0.150	23.192	24.055	14.169

(010) JOSE M.T.LOPES

Lap	Time of Day	Lap Tm	Gap	S1	S2	S3
1	9:24:39.589	1:06.668		26.629	25.506	14.533
2	9:25:42.587	1:02.998	-3.670	23.764	24.944	14.290
3	9:26:44.681	1:02.094	-0.904	23.279	24.450	14.365
4	9:27:46.656	1:01.975	-0.119	23.394	24.556	14.025
5	9:28:48.888	1:02.232	+0.257	23.513	24.026	14.693
6	9:29:50.136	1:01.248	-0.984	22.991	24.270	13.987
7	9:30:51.381	1:01.245	-0.003	23.156	23.905	14.184
8	9:31:53.038	1:01.657	+0.412	23.257	24.255	14.145
9	9:32:53.796	**1:00.758**	-0.899	23.106	**23.706**	**13.946**
10	9:33:54.613	1:00.817	+0.059	23.031	23.781	14.005
11	9:34:55.854	1:01.241	+0.424	22.960	24.284	13.997
12	9:35:57.596	1:01.742	+0.501	23.314	24.136	14.292
13	9:36:59.303	1:01.707	-0.035	23.314	24.091	14.302
14	9:38:00.372	1:01.069	-0.638	**22.909**	23.972	14.188

(028) BERNARDO M. LEAL

Lap	Time of Day	Lap Tm	Gap	S1	S2	S3
1	9:24:39.363	1:06.120		25.873	25.733	14.514
2	9:25:42.435	1:03.072	-3.048	23.501	25.057	14.514
3	9:26:44.525	1:02.090	-0.982	23.192	24.649	**14.249**
4	9:27:46.518	**1:01.993**	-0.097	23.359	**24.276**	14.358
5	9:28:48.630	1:02.112	+0.119	23.270	24.303	14.539
6	9:29:51.338	1:02.708	+0.596	**23.040**	25.179	14.489
7	9:30:54.755	1:03.417	+0.709	23.697	25.158	14.562
8	9:31:57.816	1:03.061	-0.356	23.553	24.952	14.556
9	9:33:00.748	1:02.932	-0.129	23.338	24.990	14.604
10	9:34:03.513	1:02.765	-0.167	23.501	24.597	14.667
11	9:35:06.708	1:03.195	+0.430	23.723	24.673	14.799
12	9:36:10.949	1:04.241	+1.046	23.580	25.848	14.813
13	9:37:14.937	1:03.988	-0.253	23.820	25.584	14.584
14	9:38:18.981	1:04.044	+0.056	24.603	25.054	14.387

(116) PABLO H. RODRIGUES

Lap	Time of Day	Lap Tm	Gap	S1	S2	S3
1	9:24:32.222	1:01.755		23.986	24.063	13.706
2	9:25:32.495	1:00.273	-1.482	22.882	23.785	13.606
3	9:26:33.014	1:00.519	+0.246	23.337	23.596	13.586
4	9:27:32.978	59.964	-0.555	22.969	23.471	13.524
5	9:28:32.291	59.313	-0.651	**22.262**	23.561	**13.490**
6	9:29:31.928	59.637	+0.324	22.601	23.536	13.500
7	9:30:31.499	59.571	-0.066	22.660	23.354	13.557
8	9:31:30.598	**59.099**	-0.472	22.450	**23.115**	13.534
9	9:32:29.922	59.324	+0.225	22.414	23.388	13.522
10	9:33:29.252	59.330	+0.006	22.494	23.312	13.524
11	9:34:28.536	59.284	-0.046	22.413	23.197	13.674
12	9:35:28.430	59.894	+0.610	23.054	23.249	13.591

(032) DAVI ALKIMIN

Lap	Time of Day	Lap Tm	Gap	S1	S2	S3
1	9:24:35.397	1:04.282		25.356	25.222	**13.704**
2	9:25:36.107	1:00.710	-3.572	23.175	23.610	13.925
3	9:26:35.980	59.873	-0.837	22.703	23.320	13.850
4	9:27:35.705	**59.725**	-0.148	22.586	**23.263**	13.876
5	9:28:35.870	1:00.165	+0.440	23.032	23.285	13.848
6	9:29:35.880	1:00.010	-0.155	22.628	23.441	13.941
7	9:30:36.920	1:01.040	+1.030	**22.498**	24.691	13.851
8	9:34:24.699	3:47.779	+2:46.739	22.636	23.570	3:01.573
9	9:35:34.851	1:10.152	-2:37.627	23.823	23.667	22.662
10	9:36:35.709	1:00.858	-9.294	23.455	23.445	13.958
11	9:37:36.215	1:00.506	-0.352	23.039	23.526	13.941

(121) DANIEL S. CASTELO

Lap	Time of Day	Lap Tm	Gap	S1	S2	S3
1	9:24:36.620	1:04.687		25.445	25.199	14.043
2	9:25:38.248	1:01.628	-3.059	23.889	23.715	14.024
3	9:26:39.196	1:00.948	-0.680	23.529	23.529	13.890
4	9:27:40.093	1:00.897	-0.051	23.265	23.638	13.994
5	9:32:03.436	4:23.343	+3:22.446	3:44.066	25.303	13.974
6	9:33:03.710	1:00.274	-3:23.069	22.798	23.489	13.987
7	9:34:03.826	**1:00.116**	-0.158	**22.729**	23.405	13.982
8	9:35:06.277	1:02.451	+2.335	23.600	24.605	14.246
9	9:36:06.477	1:00.200	-2.251	22.882	**23.345**	13.973
10	9:37:06.832	1:00.355	+0.155	22.809	23.672	**13.874**
11	9:38:07.836	1:01.004	+0.649	23.090	23.719	14.195

(069) PIETRO M. DE ANDRADE

Lap	Time of Day	Lap Tm	Gap	S1	S2	S3
1	9:24:36.365	1:04.260		25.390	24.913	13.957
2	9:25:37.197	1:00.832	-3.428	23.007	23.882	**13.943**
3	9:26:38.227	1:01.030	+0.198	23.269	23.789	13.972
4	9:27:38.931	**1:00.704**	-0.326	22.948	23.799	13.957
5	9:28:39.859	1:00.928	+0.224	23.016	23.869	14.043
6	9:29:41.141	1:01.282	+0.354	22.927	24.106	14.249
7	9:30:41.927	1:00.786	-0.496	**22.925**	23.730	14.131
8	9:31:43.517	1:01.590	+0.804	24.004	**23.624**	13.962
9	9:36:28.041	4:44.524	+3:42.934	1:05.500	24.796	14.228
10	9:37:29.308	1:01.267	-3:43.257	23.332	23.681	14.254

(018) GABRIEL RIBEIRO

Lap	Time of Day	Lap Tm	Gap	S1	S2	S3
1	9:24:33.177	1:02.512		25.018	23.201	14.293
2	9:25:32.829	59.652	-2.860	22.501	23.442	13.709
3	9:26:32.605	59.776	+0.124	22.797	23.245	13.734
4	9:27:32.071	59.466	-0.310	22.566	23.196	13.704
5	9:28:31.616	59.545	+0.079	22.530	23.329	13.686
6	9:29:31.200	59.584	+0.039	22.529	23.181	13.874
7	9:30:30.778	59.578	-0.006	22.609	23.171	13.798
8	9:31:30.477	59.699	+0.121	22.900	23.137	13.662
9	9:32:29.800	**59.323**	-0.376	**22.429**	23.188	13.706
10	9:33:29.132	59.332	+0.009	22.514	23.172	**13.646**
11	9:34:29.032	59.900	+0.568	22.956	23.164	13.780
12	9:35:28.393	59.361	-0.539	22.457	23.188	13.716
13	9:36:30.736	1:02.343	+2.982	23.530	24.947	13.866
14	9:37:30.247	59.511	-2.832	22.606	**23.066**	13.839