


# I COPA SPEED PARK 2020 (1ª ETAPA)

**JR MENOR** — **SPEED PARK (BIRIGUI) 1,218 km**

**TL 2** — **28/08/2020 10:55**

**Practice (30:00 Time) started at 10:45:36**

(145) MATEUS CALEJAS

| Lap | Time of Day | Lap Tm | Gap | S1 | S2 | S3 |
|---|---|---|---|---|---|---|
| 1 | 10:47:01.023 | 59.207 | | 24.901 | 22.617 | 11.689 |
| 2 | 10:47:53.295 | 52.272 | -6.935 | 19.857 | 21.053 | 11.362 |
| 3 | 10:48:45.078 | 51.783 | -0.489 | 19.499 | 20.939 | 11.345 |
| 4 | 10:49:40.349 | 55.271 | +3.488 | 19.318 | 24.649 | 11.304 |
| 5 | 10:50:31.947 | 51.598 | -3.673 | 19.258 | 20.946 | 11.394 |
| 6 | 10:51:23.575 | 51.628 | +0.030 | 19.203 | 21.000 | 11.425 |
| 7 | 10:52:14.992 | 51.417 | -0.211 | 19.295 | 20.618 | 11.504 |
| 8 | 10:53:06.266 | 51.274 | -0.143 | 19.275 | 20.707 | 11.292 |
| 9 | 10:53:57.446 | 51.180 | -0.094 | 19.299 | 20.590 | **11.291** |
| 10 | 10:55:57.614 | 2:00.168 | +1:08.988 | 19.429 | 21.103 | 1:19.636 |
| 11 | 10:56:59.474 | 1:01.860 | -58.308 | 27.492 | 22.932 | 11.436 |
| 12 | 10:57:50.556 | 51.082 | -10.778 | 19.256 | 20.512 | 11.314 |
| 13 | 10:58:41.755 | 51.199 | +0.117 | 19.235 | 20.578 | 11.386 |
| 14 | 10:59:33.229 | 51.474 | +0.275 | 19.280 | 20.816 | 11.378 |
| 15 | 11:00:24.539 | 51.310 | -0.164 | 19.296 | 20.590 | 11.424 |
| 16 | 11:01:15.758 | 51.219 | -0.091 | 19.246 | 20.636 | 11.337 |
| 17 | 11:02:06.983 | 51.225 | +0.006 | 19.319 | 20.527 | 11.379 |
| 18 | 11:02:58.060 | **51.077** | -0.148 | 19.222 | **20.494** | 11.361 |
| 19 | 11:07:34.781 | 4:36.721 | +3:45.644 | **19.171** | 20.888 | 3:56.662 |
| 20 | 11:08:27.143 | 52.362 | -3:44.359 | 20.047 | 20.973 | 11.342 |
| 21 | 11:09:18.323 | 51.180 | -1.182 | 19.312 | 20.531 | 11.337 |
| 22 | 11:10:09.543 | 51.220 | +0.040 | 19.198 | 20.580 | 11.442 |

(026) PEDRO LINS

| Lap | Time of Day | Lap Tm | Gap | S1 | S2 | S3 |
|---|---|---|---|---|---|---|
| 1 | 10:46:32.772 | 56.764 | | 22.053 | 22.693 | 12.018 |
| 2 | 10:47:26.092 | 53.320 | -3.444 | 20.259 | 21.401 | 11.660 |
| 3 | 10:48:18.688 | 52.596 | -0.724 | 20.000 | 21.016 | 11.580 |
| 4 | 10:49:10.832 | 52.144 | -0.452 | 19.558 | 21.095 | 11.491 |
| 5 | 10:50:02.544 | 51.712 | -0.432 | 19.473 | 20.816 | 11.423 |
| 6 | 10:50:54.520 | 51.976 | +0.264 | 19.508 | 21.003 | 11.465 |
| 7 | 10:51:46.607 | 52.087 | +0.111 | 19.580 | 21.009 | 11.498 |
| 8 | 10:52:38.354 | 51.747 | -0.340 | 19.426 | 20.868 | 11.453 |
| 9 | 10:53:30.206 | 51.852 | +0.105 | 19.538 | **20.320** | 11.994 |
| 10 | 10:56:52.395 | 3:22.189 | +2:30.337 | 19.402 | 20.947 | 2:41.840 |
| 11 | 10:57:45.392 | 52.997 | -2:29.192 | 20.415 | 21.066 | 11.516 |
| 12 | 11:09:55.175 | 12:09.783 | 11:16.786 | 19.814 | 20.941 | 11:29.028 |
| 13 | 11:10:52.692 | 57.517 | 11:12.266 | 22.505 | 22.391 | 12.621 |
| 14 | 11:11:44.972 | 52.280 | -5.237 | 19.748 | 21.075 | 11.457 |
| 15 | 11:12:36.605 | 51.633 | -0.647 | 19.401 | 20.863 | 11.369 |
| 16 | 11:13:27.944 | 51.339 | -0.294 | 19.358 | 20.594 | 11.387 |
| 17 | 11:14:19.056 | **51.112** | -0.227 | **19.249** | 20.634 | **11.229** |
| 18 | 11:15:13.111 | 54.055 | +2.943 | 21.553 | 20.783 | 11.719 |
| 19 | 11:16:05.890 | 52.779 | -1.276 | 19.623 | 21.704 | 11.452 |

(027) FELIPE GALVÃO FALK

| Lap | Time of Day | Lap Tm | Gap | S1 | S2 | S3 |
|---|---|---|---|---|---|---|
| 1 | 10:46:35.548 | 57.511 | | 22.276 | 23.170 | 12.065 |
| 2 | 10:47:28.653 | 53.105 | -4.406 | 19.976 | 21.559 | 11.570 |
| 3 | 10:48:21.809 | 53.156 | +0.051 | 19.765 | 21.829 | 11.562 |
| 4 | 10:49:14.342 | 52.533 | -0.623 | 19.714 | 21.314 | 11.505 |
| 5 | 11:00:29.393 | 11:15.051 | 10:22.518 | ):40.881 | 22.626 | 11.544 |
| 6 | 11:01:22.020 | 52.627 | 10:22.424 | 19.583 | 21.474 | 11.570 |
| 7 | 11:02:14.203 | 52.183 | -0.444 | 19.404 | 21.261 | 11.518 |
| 8 | 11:03:06.166 | 51.963 | -0.220 | 19.268 | 21.318 | 11.377 |
| 9 | 11:05:49.385 | 2:43.219 | +1:51.256 | 19.439 | 21.573 | 2:02.207 |
| 10 | 11:06:47.737 | 58.352 | -1:44.867 | 23.087 | 23.043 | 12.222 |
| 11 | 11:07:40.598 | 52.861 | -5.491 | 20.035 | 21.320 | 11.506 |
| 12 | 11:08:32.424 | 51.826 | -1.035 | 19.457 | 21.019 | **11.350** |
| 13 | 11:09:24.169 | 51.745 | -0.081 | 19.272 | 21.039 | 11.434 |
| 14 | 11:10:16.099 | 51.930 | +0.185 | 19.291 | 21.129 | 11.510 |
| 15 | 11:12:16.092 | 1:59.993 | +1:08.063 | 19.776 | 21.215 | 1:19.002 |
| 16 | 11:13:08.699 | 52.607 | -1:07.386 | 20.143 | 21.061 | 11.403 |
| 17 | 11:14:00.202 | **51.503** | -1.104 | **19.183** | **20.836** | 11.484 |
| 18 | 11:14:52.252 | 52.050 | +0.547 | 19.433 | 21.067 | 11.550 |

(017) ARTUR R. HOFF

| Lap | Time of Day | Lap Tm | Gap | S1 | S2 | S3 |
|---|---|---|---|---|---|---|
| 1 | 10:46:53.211 | 59.397 | | 23.024 | 23.898 | 12.475 |
| 2 | 10:47:46.231 | 53.020 | -6.377 | 20.044 | 21.427 | 11.549 |
| 3 | 10:48:38.625 | 52.394 | -0.626 | 19.665 | **20.687** | 12.042 |
| 4 | 10:49:30.627 | 52.002 | -0.392 | 19.566 | 20.874 | 11.562 |
| 5 | 10:50:22.539 | 51.912 | -0.090 | 19.590 | 20.768 | 11.554 |
| 6 | 10:51:14.338 | 51.799 | -0.113 | 19.372 | 20.868 | 11.559 |
| 7 | 10:52:06.251 | 51.913 | +0.114 | 19.565 | 20.806 | 11.542 |
| 8 | 10:52:58.104 | 51.853 | -0.060 | 19.409 | 20.877 | 11.567 |
| 9 | 10:53:49.926 | 51.822 | -0.031 | 19.261 | 21.002 | 11.559 |
| 10 | 10:54:41.596 | 51.670 | -0.152 | 19.347 | 20.747 | 11.576 |
| 11 | 10:55:33.500 | 51.904 | +0.234 | 19.451 | 20.847 | 11.606 |
| 12 | 11:04:09.925 | 8:36.425 | +7:44.521 | 20.044 | 21.285 | 7:55.096 |
| 13 | 11:05:04.284 | 54.359 | -7:42.066 | 21.337 | 21.464 | 11.558 |
| 14 | 11:05:56.389 | 52.105 | -2.254 | 19.563 | 21.007 | 11.535 |
| 15 | 11:06:49.030 | 52.641 | +0.536 | 19.770 | 21.280 | 11.591 |
| 16 | 11:07:40.870 | 51.840 | -0.801 | **19.209** | 21.023 | 11.608 |
| 17 | 11:08:32.590 | 51.720 | -0.120 | 19.365 | 20.993 | **11.362** |
| 18 | 11:09:24.521 | 51.931 | +0.211 | 19.352 | 20.992 | 11.587 |
| 19 | 11:10:16.162 | 51.641 | -0.290 | 19.255 | 20.971 | 11.415 |
| 20 | 11:11:07.776 | 51.614 | -0.027 | 19.344 | 20.832 | 11.438 |
| 21 | 11:12:00.198 | 52.422 | +0.808 | 19.516 | 21.401 | 11.505 |
| 22 | 11:12:51.777 | 51.579 | -0.843 | 19.329 | 20.785 | 11.465 |
| 23 | 11:13:43.312 | **51.535** | -0.044 | 19.339 | 20.763 | 11.433 |
| 24 | 11:14:35.171 | 51.859 | +0.324 | 19.426 | 20.844 | 11.589 |

(129) ETHAN NOBELS

| Lap | Time of Day | Lap Tm | Gap | S1 | S2 | S3 |
|---|---|---|---|---|---|---|
| 1 | 10:46:55.771 | 59.567 | | 23.837 | 23.762 | 11.968 |
| 2 | 10:47:50.070 | 54.299 | -5.268 | 20.623 | 21.774 | 11.902 |
| 3 | 10:48:43.299 | 53.229 | -1.070 | 19.721 | 21.935 | 11.573 |
| 4 | 10:49:36.153 | 52.854 | -0.375 | 19.684 | 21.646 | 11.524 |
| 5 | 10:50:28.314 | 52.161 | -0.693 | 19.528 | 21.153 | 11.480 |
| 6 | 10:51:20.958 | 52.644 | +0.483 | 19.592 | 21.382 | 11.670 |
| 7 | 10:52:13.072 | 52.114 | -0.530 | 19.536 | 21.082 | 11.496 |
| 8 | 10:53:05.184 | 52.112 | -0.002 | 19.478 | 21.170 | 11.464 |
| 9 | 10:53:56.952 | 51.768 | -0.344 | **19.325** | 21.024 | **11.419** |
| 10 | 10:54:49.215 | 52.263 | +0.495 | 19.690 | **20.733** | 11.840 |
| 11 | 10:55:41.222 | 52.007 | -0.256 | 19.494 | 20.979 | 11.534 |
| 12 | 11:00:25.830 | 4:44.608 | +3:52.601 | 19.442 | 21.181 | 4:03.985 |
| 13 | 11:01:19.628 | 53.798 | -3:50.810 | 20.730 | 21.450 | 11.618 |
| 14 | 11:02:12.056 | 52.428 | -1.370 | 19.540 | 21.042 | 11.846 |
| 15 | 11:03:03.805 | **51.749** | -0.679 | 19.361 | 20.953 | 11.435 |
| 16 | 11:03:55.679 | 51.874 | +0.125 | 19.328 | 21.009 | 11.537 |
| 17 | 11:04:47.476 | 51.797 | -0.077 | 19.393 | 20.924 | 11.480 |
| 18 | 11:05:39.717 | 52.241 | +0.444 | 19.466 | 21.215 | 11.560 |
| 19 | 11:07:49.029 | 2:09.312 | +1:17.071 | 19.407 | 21.095 | 1:28.810 |
| 20 | 11:08:42.265 | 53.236 | -1:16.076 | 20.334 | 21.312 | 11.590 |
| 21 | 11:09:34.861 | 52.596 | -0.640 | 19.801 | 21.238 | 11.557 |
| 22 | 11:10:26.953 | 52.092 | -0.504 | 19.473 | 20.996 | 11.623 |
| 23 | 11:11:19.333 | 52.380 | +0.288 | 19.678 | 21.218 | 11.484 |
| 24 | 11:12:11.537 | 52.204 | -0.176 | 19.450 | 21.086 | 11.668 |
| 25 | 11:13:04.210 | 52.673 | +0.469 | 19.766 | 21.294 | 11.613 |
| 26 | 11:13:56.503 | 52.293 | -0.380 | 19.515 | 21.258 | 11.520 |

(135) FILIPPO FIORENTINO

| Lap | Time of Day | Lap Tm | Gap | S1 | S2 | S3 |
|---|---|---|---|---|---|---|
| 1 | 10:48:25.671 | 1:00.850 | | 26.170 | 22.996 | 11.684 |
| 2 | 10:49:18.837 | 53.166 | -7.684 | 19.943 | 21.569 | 11.654 |
| 3 | 10:50:11.357 | 52.520 | -0.646 | 19.709 | 21.218 | 11.593 |
| 4 | 10:51:03.535 | 52.178 | -0.342 | 19.498 | 21.076 | 11.604 |
| 5 | 10:51:56.871 | 53.336 | +1.158 | 19.446 | 22.270 | 11.620 |
| 6 | 10:52:49.020 | 52.149 | -1.187 | 19.633 | **20.795** | 11.721 |
| 7 | 10:53:41.086 | 52.066 | -0.083 | 19.488 | 21.073 | 11.505 |
| 8 | 10:54:33.233 | 52.147 | +0.081 | 19.493 | 21.068 | 11.586 |
| 9 | 10:55:25.432 | 52.199 | +0.052 | 19.625 | 21.015 | 11.559 |
| 10 | 11:00:26.776 | 5:01.344 | +4:09.145 | 19.522 | 21.186 | 4:20.636 |
| 11 | 11:01:19.867 | 53.091 | -4:08.253 | 20.553 | 21.144 | **11.394** |



PDF created with pdfFactory Pro trial version www.pdffactory.com




# I COPA SPEED PARK 2020 (1ª ETAPA)

**JR MENOR** — **SPEED PARK (BIRIGUI) 1,218 km**

**TL 2** — **28/08/2020 10:55**

**Practice (30:00 Time) started at 10:45:36**

| Lap | Time of Day | Lap Tm | Gap | S1 | S2 | S3 |
|---|---|---|---|---|---|---|
| 12 | 11:02:12.381 | 52.514 | -0.577 | 19.611 | 21.367 | 11.536 |
| 13 | 11:03:04.671 | 52.290 | -0.224 | 19.569 | 21.290 | 11.431 |
| 14 | 11:03:56.612 | 51.941 | -0.349 | **19.311** | 21.100 | 11.530 |
| 15 | 11:04:48.712 | 52.100 | +0.159 | 19.482 | 21.018 | 11.600 |
| 16 | 11:05:40.715 | 52.003 | -0.097 | 19.335 | 21.221 | 11.447 |
| 17 | 11:06:32.824 | 52.109 | +0.106 | 19.411 | 21.149 | 11.549 |
| 18 | 11:07:25.088 | 52.264 | +0.155 | 19.467 | 21.232 | 11.565 |
| 19 | 11:08:17.185 | 52.097 | -0.167 | 19.399 | 21.168 | 11.530 |
| 20 | 11:10:46.115 | 2:28.930 | +1:36.833 | 19.547 | 21.252 | 1:48.131 |
| 21 | 11:11:39.107 | 52.992 | -1:35.938 | 20.249 | 21.192 | 11.551 |
| 22 | 11:12:31.214 | 52.107 | -0.885 | 19.690 | 21.011 | 11.406 |
| 23 | 11:13:23.062 | **51.848** | -0.259 | 19.490 | 20.910 | 11.448 |
| 24 | 11:14:15.136 | 52.074 | +0.226 | 19.516 | 21.026 | 11.532 |
| 25 | 11:15:07.276 | 52.140 | +0.066 | 19.448 | 21.221 | 11.471 |
| 26 | 11:15:59.394 | 52.118 | -0.022 | 19.499 | 20.999 | 11.620 |

(021) ALVARO CHO

| Lap | Time of Day | Lap Tm | Gap | S1 | S2 | S3 |
|---|---|---|---|---|---|---|
| 1 | 10:49:44.210 | 2:10.765 | | 22.087 | 22.455 | 1:26.223 |
| 2 | 10:50:38.030 | 53.820 | -1:16.945 | 20.585 | 21.578 | 11.657 |
| 3 | 10:51:30.832 | 52.802 | -1.018 | 19.431 | 21.428 | 11.943 |
| 4 | 10:52:29.345 | 58.513 | +5.711 | 19.405 | 23.643 | 15.465 |
| 5 | 10:53:21.757 | 52.412 | -6.101 | 19.515 | 21.143 | 11.754 |
| 6 | 10:54:13.773 | 52.016 | -0.396 | 19.539 | **20.932** | 11.545 |
| 7 | 10:55:05.834 | 52.061 | +0.045 | 19.306 | 21.002 | 11.753 |
| 8 | 10:55:57.682 | **51.848** | -0.213 | **19.229** | 20.993 | 11.626 |
| 9 | 10:56:50.618 | 52.936 | +1.088 | 19.454 | 21.447 | 12.035 |
| 10 | 10:57:42.850 | 52.232 | -0.704 | 19.408 | 21.178 | 11.646 |
| 11 | 10:58:35.207 | 52.357 | +0.125 | 19.524 | 21.169 | 11.664 |
| 12 | 10:59:27.637 | 52.430 | +0.073 | 19.406 | 21.234 | 11.790 |
| 13 | 11:07:36.465 | 8:08.828 | +7:16.398 | 20.763 | 22.261 | 7:25.804 |
| 14 | 11:08:30.290 | 53.825 | -7:15.003 | 20.482 | 21.516 | 11.827 |
| 15 | 11:09:22.849 | 52.559 | -1.266 | 19.410 | 21.353 | 11.796 |
| 16 | 11:10:15.546 | 52.697 | +0.138 | 19.759 | 21.267 | 11.671 |
| 17 | 11:11:07.650 | 52.104 | -0.593 | 19.355 | 21.096 | 11.653 |
| 18 | 11:12:00.492 | 52.842 | +0.738 | 19.455 | 21.895 | **11.492** |

(056) GABRYEL ROMANO

| Lap | Time of Day | Lap Tm | Gap | S1 | S2 | S3 |
|---|---|---|---|---|---|---|
| 1 | 10:46:37.280 | 56.404 | | 22.031 | 22.510 | 11.863 |
| 2 | 10:47:30.575 | 53.295 | -3.109 | 19.871 | 21.726 | 11.698 |
| 3 | 10:48:23.911 | 53.336 | +0.041 | 20.009 | 21.593 | 11.734 |
| 4 | 10:49:16.539 | 52.628 | -0.708 | 19.615 | 21.519 | 11.494 |
| 5 | 10:50:09.456 | 52.917 | +0.289 | 19.571 | 21.450 | 11.896 |
| 6 | 10:55:31.989 | 5:22.533 | +4:29.616 | 19.825 | 21.431 | 4:41.277 |
| 7 | 10:56:30.597 | 58.608 | -4:23.925 | 23.177 | 23.404 | 12.027 |
| 8 | 10:57:23.884 | 53.287 | -5.321 | 20.156 | 21.369 | 11.762 |
| 9 | 10:58:16.256 | 52.372 | -0.915 | 19.695 | 21.226 | **11.451** |
| 10 | 10:59:08.499 | 52.243 | -0.129 | 19.448 | 21.232 | 11.563 |
| 11 | 11:00:00.792 | 52.293 | +0.050 | 19.547 | 21.147 | 11.599 |
| 12 | 11:02:58.605 | 2:57.813 | +2:05.520 | 19.639 | 21.268 | 2:16.906 |
| 13 | 11:03:51.627 | 53.022 | -2:04.791 | 20.112 | 21.288 | 11.622 |
| 14 | 11:04:43.901 | 52.274 | -0.748 | 19.461 | 21.178 | 11.635 |
| 15 | 11:05:36.319 | 52.418 | +0.144 | **19.351** | 21.411 | 11.656 |
| 16 | 11:06:28.380 | **52.061** | -0.357 | 19.368 | **21.132** | 11.561 |
| 17 | 11:10:21.469 | 3:53.089 | +3:01.028 | 19.454 | 21.327 | 3:12.308 |
| 18 | 11:11:57.019 | 1:35.550 | -2:17.539 | 20.456 | 21.578 | 53.516 |
| 19 | 11:13:21.088 | 1:24.069 | -11.481 | 20.390 | 21.393 | 42.286 |

(405) GABRIEL SANO

| Lap | Time of Day | Lap Tm | Gap | S1 | S2 | S3 |
|---|---|---|---|---|---|---|
| 1 | 10:46:34.033 | 57.060 | | 22.572 | 22.621 | 11.867 |
| 2 | 10:47:27.278 | 53.245 | -3.815 | 20.009 | 21.724 | 11.512 |
| 3 | 10:48:21.764 | 54.486 | +1.241 | 20.893 | 21.829 | 11.764 |
| 4 | 10:49:15.047 | 53.283 | -1.203 | 20.111 | 21.545 | 11.627 |
| 5 | 10:50:09.833 | 54.786 | +1.503 | 20.077 | 22.563 | 12.146 |
| 6 | 10:51:02.768 | 52.935 | -1.851 | 19.797 | 21.500 | 11.638 |
| 7 | 10:52:42.991 | 1:40.223 | +47.288 | 19.825 | 23.452 | 56.946 |
| 8 | 10:53:36.977 | 53.986 | -46.237 | 20.551 | 21.680 | 11.755 |
| 9 | 10:54:29.041 | **52.064** | -1.922 | **19.476** | **21.192** | 11.396 |
| 10 | 10:55:21.810 | 52.769 | +0.705 | 19.824 | 21.421 | 11.524 |
| 11 | 10:56:15.037 | 53.227 | +0.458 | 19.669 | 21.655 | 11.903 |
| 12 | 11:01:44.941 | 5:29.904 | +4:36.677 | 19.966 | 22.476 | 4:47.462 |
| 13 | 11:02:44.011 | 59.070 | -4:30.834 | 23.569 | 23.264 | 12.237 |
| 14 | 11:03:37.404 | 53.393 | -5.677 | 20.076 | 21.607 | 11.710 |
| 15 | 11:04:30.289 | 52.885 | -0.508 | 19.836 | 21.503 | 11.546 |
| 16 | 11:05:22.390 | 52.101 | -0.784 | 19.497 | 21.278 | **11.326** |
| 17 | 11:06:14.956 | 52.566 | +0.465 | 19.616 | 21.355 | 11.595 |
| 18 | 11:07:08.567 | 53.611 | +1.045 | 19.673 | 21.813 | 12.125 |
| 19 | 11:09:07.682 | 1:59.115 | +1:05.504 | 20.420 | 22.813 | 1:15.882 |

(229) CHICO NETO

| Lap | Time of Day | Lap Tm | Gap | S1 | S2 | S3 |
|---|---|---|---|---|---|---|
| 1 | 10:47:02.670 | 56.561 | | 22.156 | 22.407 | 11.998 |
| 2 | 10:47:55.559 | 52.889 | -3.672 | 20.051 | 21.334 | **11.504** |
| 3 | 10:48:47.681 | **52.122** | -0.767 | 19.416 | **21.020** | 11.686 |
| 4 | 10:49:41.008 | 53.327 | +1.205 | 19.642 | 22.027 | 11.658 |
| 5 | 10:50:34.671 | 53.663 | +0.336 | **19.362** | 22.388 | 11.913 |
| 6 | 10:51:27.459 | 52.788 | -0.875 | 19.627 | 21.399 | 11.762 |
| 7 | 10:52:20.202 | 52.743 | -0.045 | 19.570 | 21.427 | 11.746 |
| 8 | 10:53:12.637 | 52.435 | -0.308 | 19.430 | 21.317 | 11.688 |
| 9 | 10:54:04.980 | 52.343 | -0.092 | 19.418 | 21.202 | 11.723 |
| 10 | 10:54:57.353 | 52.373 | +0.030 | 19.399 | 21.140 | 11.834 |
| 11 | 10:57:09.594 | 2:12.241 | +1:19.868 | 22.266 | 23.946 | 1:26.029 |

(052) PEDRO IERVOLIN

| Lap | Time of Day | Lap Tm | Gap | S1 | S2 | S3 |
|---|---|---|---|---|---|---|
| 1 | 10:46:53.155 | 1:00.312 | | 23.477 | 24.289 | 12.546 |
| 2 | 10:47:47.831 | 54.676 | -5.636 | 21.003 | 21.871 | 11.802 |
| 3 | 10:48:41.426 | 53.595 | -1.081 | 20.132 | 21.676 | 11.787 |
| 4 | 10:49:34.048 | 52.622 | -0.973 | 19.748 | 21.299 | **11.575** |
| 5 | 10:50:26.497 | 52.449 | -0.173 | 19.669 | 21.163 | 11.617 |
| 6 | 10:51:19.212 | 52.715 | +0.266 | 19.765 | 21.328 | 11.622 |
| 7 | 10:52:11.681 | 52.469 | -0.246 | 19.657 | 21.197 | 11.615 |
| 8 | 10:53:04.139 | 52.458 | -0.011 | 19.665 | 21.135 | 11.658 |
| 9 | 10:53:56.661 | 52.522 | +0.064 | 19.561 | 21.271 | 11.690 |
| 10 | 10:54:50.145 | 53.484 | +0.962 | 20.489 | 21.389 | 11.606 |
| 11 | 10:58:51.325 | 4:01.180 | +3:07.696 | 19.632 | 25.974 | 3:15.574 |
| 12 | 10:59:45.169 | 53.844 | -3:07.336 | 20.528 | 21.485 | 11.831 |
| 13 | 11:00:38.268 | 53.099 | -0.745 | 19.707 | 21.517 | 11.875 |
| 14 | 11:01:30.710 | 52.442 | -0.657 | 19.463 | 21.294 | 11.685 |
| 15 | 11:02:23.021 | 52.311 | -0.131 | 19.633 | **21.064** | 11.614 |
| 16 | 11:03:16.210 | 53.189 | +0.878 | 19.791 | 21.638 | 11.760 |
| 17 | 11:04:08.416 | **52.206** | -0.983 | 19.518 | 21.086 | 11.602 |
| 18 | 11:05:01.256 | 52.840 | +0.634 | **19.454** | 21.582 | 11.804 |
| 19 | 11:05:53.976 | 52.720 | -0.120 | 19.606 | 21.122 | 11.992 |
| 20 | 11:06:46.684 | 52.708 | -0.012 | 19.514 | 21.503 | 11.691 |

(023) PIETRO NALESSO

| Lap | Time of Day | Lap Tm | Gap | S1 | S2 | S3 |
|---|---|---|---|---|---|---|
| 1 | 10:47:06.958 | 1:00.978 | | 24.559 | 24.204 | 12.215 |
| 2 | 10:48:33.206 | 1:26.248 | +25.270 | 21.870 | 22.892 | 41.486 |
| 3 | 10:49:30.581 | 57.375 | -28.873 | 22.926 | 22.743 | 11.706 |
| 4 | 10:50:26.404 | 55.823 | -1.552 | 20.872 | 22.816 | 12.135 |
| 5 | 10:59:47.353 | 9:20.949 | +8:25.126 | 20.934 | 22.588 | 8:37.427 |
| 6 | 11:00:42.020 | 54.667 | -8:26.282 | 20.965 | 22.184 | 11.518 |
| 7 | 11:01:34.926 | 52.906 | -1.761 | 19.661 | 21.866 | **11.379** |
| 8 | 11:02:28.492 | 53.566 | +0.660 | 19.902 | 22.116 | 11.548 |
| 9 | 11:05:55.624 | 3:27.132 | +2:33.566 | 19.919 | **21.468** | 2:45.745 |
| 10 | 11:06:49.736 | 54.112 | -2:33.020 | 20.374 | 22.326 | 11.412 |
| 11 | 11:07:42.358 | **52.622** | -1.490 | **19.375** | 21.606 | 11.641 |
| 12 | 11:08:35.086 | 52.728 | +0.106 | 19.503 | 21.482 | 11.743 |
| 13 | 11:10:36.322 | 2:01.236 | +1:08.508 | 19.516 | 1:30.159 | 11.561 |
| 14 | 11:11:29.476 | 53.154 | -1:08.082 | 19.815 | 21.751 | 11.588 |
| 15 | 11:13:25.663 | 1:56.187 | +1:03.033 | 19.965 | 21.752 | 1:14.470 |
| 16 | 11:14:18.952 | 53.289 | -1:02.898 | 20.292 | 21.494 | 11.503 |
| 17 | 11:15:12.961 | 54.009 | +0.720 | 20.673 | 21.857 | 11.479 |
| 18 | 11:16:06.926 | 53.965 | -0.044 | | | 11.733 |



PDF created with pdfFactory Pro trial version www.pdffactory.com




# I COPA SPEED PARK 2020 (1ª ETAPA)

**JR MENOR** — **SPEED PARK (BIRIGUI) 1,218 km**

**TL 2** — **28/08/2020 10:55**

**Practice (30:00 Time) started at 10:45:36**

(015) LUCAS M. DE CASTRO

| Lap | Time of Day | Lap Tm | Gap | S1 | S2 | S3 |
|---|---|---|---|---|---|---|
| 1 | 10:46:56.030 | 59.294 | | 23.426 | 23.906 | 11.962 |
| 2 | 10:47:49.522 | 53.492 | -5.802 | 20.160 | 21.578 | **11.754** |
| 3 | 10:48:43.220 | 53.698 | +0.206 | 19.704 | 22.087 | 11.907 |
| 4 | 10:49:36.840 | 53.620 | -0.078 | 20.164 | 21.650 | 11.806 |
| 5 | 10:50:30.447 | 53.607 | -0.013 | 19.857 | 21.791 | 11.959 |
| 6 | 10:51:24.084 | 53.637 | +0.030 | **19.661** | 21.840 | 12.136 |
| 7 | 10:52:17.395 | **53.311** | -0.326 | 19.699 | 21.742 | 11.870 |
| 8 | 10:59:40.802 | 7:23.407 | +6:30.096 | 19.798 | 21.557 | 6:42.052 |
| 9 | 11:00:35.265 | 54.463 | -6:28.944 | 20.792 | 21.740 | 11.931 |
| 10 | 11:01:28.891 | 53.626 | -0.837 | 19.975 | **21.356** | 12.295 |
| 11 | 11:02:22.759 | 53.868 | +0.242 | 20.026 | 21.716 | 12.126 |
| 12 | 11:03:16.142 | 53.383 | -0.485 | 19.909 | 21.613 | 11.861 |
| 13 | 11:05:19.763 | 2:03.621 | +1:10.238 | 20.082 | 21.760 | 1:21.779 |

(031) ALEXANDRE MOTTA FILHO

| Lap | Time of Day | Lap Tm | Gap | S1 | S2 | S3 |
|---|---|---|---|---|---|---|
| 1 | 10:46:54.505 | 1:00.334 | | 23.788 | 24.058 | 12.488 |
| 2 | 10:47:49.017 | 54.512 | -5.822 | 20.510 | 22.053 | 11.949 |
| 3 | 10:48:44.125 | 55.108 | +0.596 | 20.091 | 23.139 | **11.878** |
| 4 | 10:49:43.150 | 59.025 | +3.917 | 20.108 | 26.924 | 11.993 |
| 5 | 10:50:37.312 | 54.162 | -4.863 | 20.359 | 21.682 | 12.121 |
| 6 | 10:51:31.089 | 53.777 | -0.385 | 20.011 | **21.471** | 12.295 |
| 7 | 10:55:00.392 | 3:29.303 | +2:35.526 | **19.754** | 21.794 | 2:47.755 |
| 8 | 10:55:56.752 | 56.360 | -2:32.943 | 20.565 | 22.930 | 12.865 |
| 9 | 10:56:51.482 | 54.730 | -1.630 | 20.072 | 22.159 | 12.499 |
| 10 | 10:57:45.204 | **53.722** | -1.008 | 20.212 | 21.628 | 11.882 |
| 11 | 10:58:39.525 | 54.321 | +0.599 | 20.580 | 21.539 | 12.202 |
| 12 | 11:03:20.875 | 4:41.350 | +3:47.029 | 20.157 | 22.789 | 3:58.404 |
| 13 | 11:04:19.230 | 58.355 | -3:42.995 | 22.176 | 23.529 | 12.650 |
| 14 | 11:06:05.883 | 1:46.653 | +48.298 | 20.675 | 22.790 | 1:03.188 |
| 15 | 11:07:00.927 | 55.044 | -51.609 | 20.942 | 22.089 | 12.013 |
| 16 | 11:07:55.175 | 54.248 | -0.796 | 20.150 | 21.972 | 12.126 |
| 17 | 11:08:49.500 | 54.325 | +0.077 | 20.080 | 21.948 | 12.297 |
| 18 | 11:13:36.044 | 4:46.544 | +3:52.219 | 20.503 | 22.685 | 4:03.356 |
| 19 | 11:14:31.917 | 55.873 | -3:50.671 | 21.152 | 22.520 | 12.201 |



PDF created with pdfFactory Pro trial version www.pdffactory.com