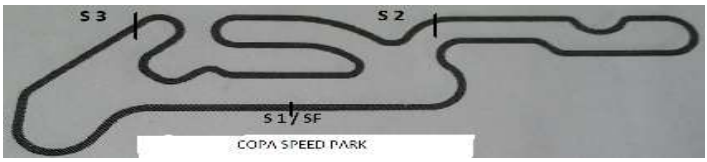

I COPA SPEED PARK (2ª ETAPA)

SENIORES — SPEED PARK (BIRIGUI) 1,218 km

TL 2 (SENIORES E NOVATOS) — 25/09/2020 15:35

Practice (30:00 Time) started at 12:49:57

(081) DANILO RAMALHO

Lap	Time of Day	Lap Tm	Gap	S1	S2	S3
1	12:57:52.527	1:03.049		26.936	24.694	11.419
2	12:58:43.919	51.392	-11.657	19.235	20.696	11.461
3	12:59:35.318	51.399	+0.007	19.129	21.005	11.265
4	13:08:44.009	9:08.691	+8:17.292	20.833	**13.034**	8:34.824
5	13:09:52.518	1:08.509	-8:00.182	29.431	27.009	12.069
6	13:10:43.019	**50.501**	-18.008	18.931	20.489	**11.081**

(015) MARCO A. A. REZEK

Lap	Time of Day	Lap Tm	Gap	S1	S2	S3
1	12:53:14.964	1:01.295		25.358	24.094	11.843
2	12:54:07.101	52.137	-9.158	19.362	21.263	11.512
3	12:54:59.466	52.365	+0.228	19.294	21.454	11.617
4	12:55:51.074	51.608	-0.757	19.035	21.152	11.421
5	12:56:43.179	52.105	+0.497	19.438	21.038	11.629
6	12:57:35.021	51.842	-0.263	19.245	21.188	11.409
7	12:58:27.040	52.019	+0.177	19.346	21.155	11.518
8	12:59:18.523	51.483	-0.536	18.954	20.930	11.599
9	13:02:35.983	3:17.460	+2:25.977	19.188	21.001	2:37.271
10	13:03:28.029	52.046	-2:25.414	19.801	20.844	11.401
11	13:04:19.867	51.838	-0.208	19.286	21.012	11.540
12	13:05:11.273	51.406	-0.432	19.028	20.974	11.404
13	13:06:03.012	51.739	+0.333	19.126	20.930	11.683
14	13:06:54.543	51.531	-0.208	19.177	20.755	11.599
15	13:07:45.655	51.112	-0.419	19.053	20.633	11.426
16	13:16:00.334	8:14.679	+7:23.567	19.207	20.729	7:34.743
17	13:16:54.786	54.452	-7:20.227	21.862	21.172	11.418
18	13:17:45.344	**50.558**	-3.894	**18.841**	20.561	**11.156**
19	13:18:38.427	53.083	+2.525	19.262	22.583	11.238
20	13:19:29.183	50.756	-2.327	18.912	**20.552**	11.292
21	13:20:19.955	50.772	+0.016	18.942	20.626	11.204

(299) TIAGO KASTNER

Lap	Time of Day	Lap Tm	Gap	S1	S2	S3
1	12:52:47.958	43.493		24.767	7.775	10.951
2	12:53:39.537	51.579	+8.086	19.422	20.924	11.233
3	12:54:31.029	51.492	-0.087	19.126	20.997	11.369
4	12:55:23.142	52.113	+0.621	19.163	20.900	12.050
5	12:56:14.993	51.851	-0.262	19.380	21.119	11.352
6	12:57:06.208	51.215	-0.636	19.071	20.756	11.388
7	12:57:43.563	37.355	-13.860	19.302	**7.474**	**10.579**
8	12:58:34.697	51.134	+13.779	19.054	20.805	11.275
9	12:59:25.891	51.194	+0.060	19.065	20.455	11.674
10	13:00:17.677	51.786	+0.592	19.093	21.155	11.538
11	13:05:15.464	4:57.787	+4:06.001	20.582	21.632	4:15.573
12	13:06:08.996	53.532	-4:04.255	20.951	21.200	11.381
13	13:07:00.695	51.699	-1.833	19.405	20.509	11.785
14	13:07:52.297	51.602	-0.097	19.222	20.881	11.499
15	13:16:21.920	8:29.623	+7:38.021	19.374	21.913	7:48.336
16	13:17:16.867	54.947	-7:34.676	21.805	21.840	11.302
17	13:18:07.819	50.952	-3.995	19.130	20.681	11.141
18	13:18:58.682	50.863	-0.089	19.071	20.501	11.291
19	13:19:49.431	**50.749**	-0.114	**18.956**	20.587	11.206

(009) JULIO CONTE

Lap	Time of Day	Lap Tm	Gap	S1	S2	S3
1	12:53:06.252	56.042		23.085	21.633	11.324
2	12:53:58.332	52.080	-3.962	19.724	21.029	11.327
3	12:54:49.628	51.296	-0.784	19.085	20.986	11.225
4	12:55:40.759	51.131	-0.165	19.066	20.735	11.330
5	12:56:31.727	50.968	-0.163	18.995	20.750	11.223
6	13:02:28.232	5:56.505	+5:05.537	**18.827**	21.764	5:15.914
7	13:03:23.273	55.041	-5:01.464	22.481	21.355	**11.205**
8	13:04:14.189	50.916	-4.125	18.928	20.766	11.222
9	13:05:05.358	51.169	+0.253	19.012	20.912	11.245
10	13:05:56.353	50.995	-0.174	18.978	20.711	11.306
11	13:11:20.821	5:24.468	+4:33.473	18.975	23.977	4:41.516
12	13:12:13.260	52.439	-4:32.029	20.242	20.880	11.317
13	13:13:04.298	51.038	-1.401	19.087	20.671	11.280
14	13:13:55.201	50.903	-0.135	18.961	20.702	11.240
15	13:14:46.130	50.929	+0.026	19.035	20.681	11.213
16	13:15:37.201	51.071	+0.142	19.016	20.815	11.240
17	13:16:28.050	**50.849**	-0.222	18.936	**20.659**	11.254
18	13:17:23.589	55.539	+4.690	20.791	23.503	11.245

(005) LUCAS FECURY

Lap	Time of Day	Lap Tm	Gap	S1	S2	S3
1	12:50:54.027	53.098		20.666	21.116	11.316
2	12:51:45.649	51.622	-1.476	19.342	21.030	11.250
3	12:52:37.380	51.731	+0.109	19.305	20.651	11.775
4	12:53:29.197	51.817	+0.086	19.185	21.237	11.395
5	12:59:01.669	5:32.472	+4:40.655	19.302	1:31.664	3:41.506
6	12:59:54.000	52.331	-4:40.141	20.023	21.081	11.227
7	13:00:45.247	51.247	-1.084	18.969	20.958	11.320
8	13:01:36.707	51.460	+0.213	19.001	21.075	11.384
9	13:07:12.482	5:35.775	+4:44.315	19.077	21.162	4:55.536
10	13:08:10.789	58.307	-4:37.468	25.467	21.455	11.385
11	13:09:01.933	51.144	-7.163	19.459	**20.578**	**11.107**
12	13:09:53.138	51.205	+0.061	18.980	21.048	11.177
13	13:10:44.003	**50.865**	-0.340	**18.908**	20.733	11.224
14	13:11:35.265	51.262	+0.397	18.961	21.030	11.271
15	13:12:26.800	51.535	+0.273	19.171	20.981	11.383
16	13:13:18.906	52.106	+0.571	19.390	21.402	11.314
17	13:14:10.921	52.015	-0.091	19.122	21.522	11.371
18	13:15:02.377	51.456	-0.559	18.996	21.128	11.332
19	13:15:59.013	56.636	+5.180	22.018	23.112	11.506
20	13:19:21.834	3:22.821	+2:26.185	19.244	21.281	2:42.296
21	13:20:15.150	53.316	-2:29.505	21.124	20.912	11.280

(002) ANDRE ROSARIO

Lap	Time of Day	Lap Tm	Gap	S1	S2	S3
1	12:51:24.176	51.927		19.406	21.257	11.264
2	12:52:15.639	51.463	-0.464	19.040	21.089	11.334
3	12:57:17.539	5:01.900	+4:10.437	20.227	**8.812**	4:32.861
4	12:58:12.294	54.755	-4:07.145	20.841	22.404	11.510
5	12:59:03.851	51.557	-3.198	19.262	20.953	11.342
6	12:59:54.897	51.046	-0.511	19.031	20.727	11.288
7	13:00:46.003	51.106	+0.060	19.073	20.692	11.341
8	13:01:36.910	**50.907**	-0.199	**19.015**	20.681	**11.211**
9	13:04:06.172	2:29.262	+1:38.355	19.152	10.423	1:59.687
10	13:05:00.452	54.280	-1:34.982	20.683	22.025	11.572
11	13:05:53.668	53.216	-1.064	19.592	21.980	11.644
12	13:06:46.035	52.367	-0.849	19.417	21.482	11.468
13	13:07:38.702	52.667	+0.300	19.544	21.645	11.478
14	13:08:31.031	52.329	-0.338	19.444	21.443	11.442
15	13:09:23.562	52.531	+0.202	19.341	21.655	11.535
16	13:15:49.052	6:25.490	+5:32.959	19.521	22.106	5:43.863
17	13:16:44.040	54.988	-5:30.502	21.455	22.164	11.369
18	13:17:35.741	51.701	-3.287	19.308	21.054	11.339
19	13:18:27.231	51.490	-0.211	19.129	21.049	11.312
20	13:19:18.883	51.652	+0.162	19.158	21.147	11.347
21	13:20:10.635	51.752	+0.100	19.140	21.128	11.484
22	13:21:03.597	52.962	+1.210	19.090	22.073	11.799

(029) JOÃO TESSER

Lap	Time of Day	Lap Tm	Gap	S1	S2	S3
1	12:52:51.064	52.099		19.632	21.211	11.256
2	12:53:42.144	51.080	-1.019	19.079	20.864	11.137
3	12:54:33.504	51.360	+0.280	**18.938**	21.122	11.300
4	12:55:24.730	51.226	-0.134	19.008	20.827	11.391
5	12:56:17.118	52.388	+1.162	19.471	21.294	11.623
6	12:57:08.504	51.386	-1.002	19.261	20.967	11.158
7	12:58:00.026	51.522	+0.136	19.092	20.941	11.489
8	12:58:51.670	51.644	+0.122	19.274	21.104	11.266
9	13:04:35.360	5:43.690	+4:52.046	19.094	20.916	5:03.680
10	13:05:30.056	54.696	-4:48.994	21.312	21.805	11.579
11	13:06:21.226	51.170	-3.526	19.052	**20.707**	11.411

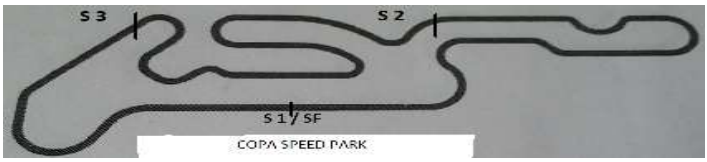

I COPA SPEED PARK (2ª ETAPA)

SENIORES — SPEED PARK (BIRIGUI) 1,218 km

TL 2 (SENIORES E NOVATOS) — 25/09/2020 15:35

Practice (30:00 Time) started at 12:49:57

Lap	Time of Day	Lap Tm	Gap	S1	S2	S3
12	13:07:12.856	51.630	+0.460	19.423	20.893	11.314
13	13:08:03.995	51.139	-0.491	19.068	20.715	11.356
14	13:08:54.933	**50.938**	-0.201	19.056	20.752	**11.130**
15	13:09:46.397	51.464	+0.526	19.042	21.132	11.290
16	13:10:37.882	51.485	+0.021	19.117	20.861	11.507
17	13:11:29.307	51.425	-0.060	19.130	20.974	11.321
18	13:12:21.160	51.853	+0.428	19.271	21.202	11.380
19	13:16:01.548	3:40.388	+2:48.535	19.398	21.186	2:59.804
20	13:16:53.911	52.363	-2:48.025	19.971	20.864	11.528
21	13:17:45.177	51.266	-1.097	19.109	20.986	11.171
22	13:18:36.337	51.160	-0.106	18.943	20.844	11.373
23	13:19:27.694	51.357	+0.197	19.040	21.085	11.232
24	13:20:19.711	52.017	+0.660	19.076	21.469	11.472

(110) FELIPE LAPENNA

Lap	Time of Day	Lap Tm	Gap	S1	S2	S3
1	12:55:14.070	59.759		25.506	22.458	11.795
2	12:56:05.732	51.662	-8.097	19.218	21.097	11.347
3	12:56:58.071	52.339	+0.677	19.647	20.996	11.696
4	12:58:01.108	1:03.037	+10.698	26.839	24.761	11.437
5	12:58:52.830	51.722	-11.315	19.116	21.251	11.355
6	13:05:34.719	6:41.889	+5:50.167	19.184	22.105	6:00.600
7	13:06:34.237	59.518	-5:42.371	26.072	21.971	11.475
8	13:07:25.227	**50.990**	-8.528	19.110	**20.663**	**11.217**
9	13:08:18.618	53.391	+2.401	**18.934**		
10	13:09:12.257	53.639	+0.248	21.287	21.067	11.285
11	13:10:03.571	51.314	-2.325	19.114	20.858	11.342
12	13:14:26.909	4:23.338	+3:32.024	31.697	29.682	3:21.959
13	13:15:20.347	53.438	-3:29.900	20.867	21.184	11.387

(111) RODRIGO SOARES

Lap	Time of Day	Lap Tm	Gap	S1	S2	S3
1	12:56:41.466	1:00.213		26.604	22.010	11.599
2	12:57:32.911	51.445	-8.768	19.438	20.661	**11.346**
3	12:58:24.326	51.415	-0.030	19.219	20.845	11.351
4	12:59:15.608	51.282	-0.133	**19.135**	20.735	11.412
5	13:10:39.709	11:24.101	·10:32.819	19.268	20.665	10:44.168
6	13:11:41.964	1:02.255	·10:21.846	28.813	21.885	11.557
7	13:12:33.054	**51.090**	-11.165	19.239	**20.504**	11.347
8	13:13:24.251	51.197	+0.107	19.171	20.674	11.352
9	13:14:15.370	51.119	-0.078	19.169	20.565	11.385
10	13:17:31.549	3:16.179	+2:25.060	19.240	20.667	2:36.272
11	13:18:25.933	54.384	-2:21.795	22.211	20.755	11.418
12	13:19:17.137	51.204	-3.180	19.187	20.630	11.387
13	13:20:08.495	51.358	+0.154	19.294	20.632	11.432
14	13:20:59.830	51.335	-0.023	19.290	20.629	11.416

(017) LEONARDO NIENKOTTER

Lap	Time of Day	Lap Tm	Gap	S1	S2	S3
1	12:51:27.696	1:11.228		28.228	26.694	16.306
2	12:52:20.450	52.754	-18.474	19.486	21.705	11.563
3	12:53:12.683	52.233	-0.521	19.033	21.945	**11.255**
4	12:54:03.794	**51.111**	-1.122	**18.925**	**20.800**	11.386
5	12:59:37.850	5:34.056	+4:42.945	19.077	20.852	4:54.127
6	13:00:43.829	1:05.979	-4:28.077	25.720	28.717	11.542
7	13:01:35.162	51.333	-14.646	19.000	20.973	11.360
8	13:02:30.720	55.558	+4.225	22.089	22.013	11.456
9	13:03:22.033	51.313	-4.245	18.970	20.993	11.350
10	13:09:38.172	6:16.139	+5:24.826	18.975	20.994	5:36.170
11	13:10:33.913	55.741	-5:20.398	22.252	22.044	11.445
12	13:11:25.163	51.250	-4.491	18.982	20.952	11.316
13	13:12:16.582	51.419	+0.169	19.062	20.981	11.376
14	13:13:08.056	51.474	+0.055	19.082	20.943	11.449

(028) CARLOS E. DE SOUZA

Lap	Time of Day	Lap Tm	Gap	S1	S2	S3
1	12:51:14.585	59.129		22.771	24.907	11.451
2	12:52:06.297	51.712	-7.417	19.436	20.946	11.330
3	12:53:01.139	54.842	+3.130	21.746	21.667	11.429
4	12:53:52.877	51.738	-3.104	19.307	20.945	11.486
5	12:54:44.616	51.739	+0.001	19.133	21.110	11.496
6	12:55:36.143	51.527	-0.212	19.183	20.833	11.511
7	12:56:28.184	52.041	+0.514	19.214	21.261	11.566
8	13:06:20.094	9:51.910	+8:59.869	19.214	23.926	9:08.770
9	13:07:21.163	1:01.069	-8:50.841	24.786	24.673	11.610
10	13:08:17.703	56.540	-4.529	21.753	23.506	11.281
11	13:09:08.855	**51.152**	-5.388	**19.054**	20.766	11.332
12	13:10:00.010	51.155	+0.003	19.096	20.792	**11.267**
13	13:10:52.310	52.300	+1.145	19.338	21.648	11.314
14	13:11:44.968	52.658	+0.358	19.190	20.929	12.539
15	13:15:01.804	3:16.836	+2:24.178	20.604	22.931	2:33.301
16	13:16:57.460	1:55.656	-1:21.180	21.548	27.352	1:06.756
17	13:17:50.117	52.657	-1:02.999	20.101	21.273	11.283
18	13:18:41.404	51.287	-1.370	19.163	20.824	11.300
19	13:19:32.667	51.263	-0.024	19.165	**20.704**	11.394
20	13:20:23.951	51.284	+0.021	19.081	20.846	11.357

(033) RODRIGO PIQUET

Lap	Time of Day	Lap Tm	Gap	S1	S2	S3
1	12:51:19.753	51.674		19.252	21.167	11.255
2	12:52:11.058	51.305	-0.369	19.065	20.915	11.325
3	12:53:02.827	51.769	+0.464	19.136	21.234	11.399
4	12:53:54.207	51.380	-0.389	19.124	20.917	11.339
5	12:54:45.688	51.481	+0.101	19.066	21.062	11.353
6	12:55:37.109	51.421	-0.060	19.088	20.986	11.347
7	12:56:28.461	51.352	-0.069	19.054	20.904	11.394
8	12:58:50.430	2:21.969	+1:30.617	19.131	21.232	1:41.606
9	12:59:42.253	51.823	-1:30.146	19.605	20.901	11.317
10	13:00:33.707	51.454	-0.369	19.085	20.996	11.373
11	13:01:24.964	51.257	-0.197	18.993	20.881	11.383
12	13:02:16.528	51.564	+0.307	19.104	20.997	11.463
13	13:03:07.891	51.363	-0.201	19.073	20.882	11.408
14	13:04:41.416	1:33.525	+42.162	19.108	20.910	53.507
15	13:05:34.007	52.591	-40.934	20.322	20.877	11.392
16	13:06:25.254	51.247	-1.344	19.061	**20.812**	11.374
17	13:07:16.407	**51.153**	-0.094	**18.888**	20.932	11.333
18	13:08:07.727	51.320	+0.167	19.083	20.830	11.407
19	13:08:59.262	51.535	+0.215	19.052	21.028	11.455
20	13:09:50.574	51.312	-0.223	19.036	20.831	11.445
21	13:10:42.132	51.558	+0.246	19.065	21.107	11.386
22	13:11:34.892	52.760	+1.202	19.067	21.313	12.380
23	13:12:27.149	52.257	-0.503	19.795	21.141	11.321
24	13:13:18.676	51.527	-0.730	19.154	20.934	11.439
25	13:14:10.022	51.346	-0.181	19.041	20.913	11.392
26	13:15:01.910	51.888	+0.542	19.080	21.297	11.511
27	13:15:53.233	51.323	-0.565	19.026	20.966	11.331
28	13:16:52.725	59.492	+8.169	23.178	24.614	11.700
29	13:17:44.149	51.424	-8.068	18.982	21.201	**11.241**
30	13:18:35.553	51.404	-0.020	19.002	21.084	11.318
31	13:19:26.841	51.288	-0.116	18.995	21.040	11.253
32	13:20:18.236	51.395	+0.107	19.114	20.997	11.284

(113) RAFAEL PASTORELLO

Lap	Time of Day	Lap Tm	Gap	S1	S2	S3
1	12:52:43.688	58.697		23.419	23.755	11.523
2	12:53:35.553	51.865	-6.832	19.388	21.211	11.266
3	12:54:27.761	52.208	+0.343	19.283	21.372	11.553
4	12:55:19.793	52.032	-0.176	19.384	21.134	11.514
5	12:56:11.596	51.803	-0.229	19.179	21.215	11.409
6	12:57:03.319	51.723	-0.080	19.155	21.136	11.432
7	12:57:55.413	52.094	+0.371	19.324	21.245	11.525
8	12:58:47.677	52.264	+0.170	19.364	21.329	11.571
9	12:59:39.935	52.258	-0.006	19.378	21.291	11.589
10	13:01:48.313	2:08.378	+1:16.120	19.357	21.145	1:27.876
11	13:02:41.543	53.230	-1:15.148	20.541	21.269	11.420
12	13:03:33.478	51.935	-1.295	19.242	21.296	11.397
13	13:04:25.655	52.177	+0.242	19.330	21.378	11.469
14	13:05:17.707	52.052	-0.125	19.311	21.275	11.466

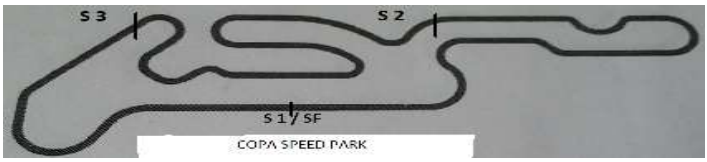

I COPA SPEED PARK (2ª ETAPA)

SENIORES — SPEED PARK (BIRIGUI) 1,218 km

TL 2 (SENIORES E NOVATOS) — 25/09/2020 15:35

Practice (30:00 Time) started at 12:49:57

Lap	Time of Day	Lap Tm	Gap	S1	S2	S3
15	13:06:10.138	52.431	+0.379	19.389	21.449	11.593
16	13:07:02.409	52.271	-0.160	19.361	21.363	11.547
17	13:09:25.755	2:23.346	+1:31.075	20.965	22.185	1:40.196
18	13:10:18.834	53.079	-1:30.267	20.416	21.193	11.470
19	13:11:10.469	51.635	-1.444	19.236	20.998	11.401
20	13:12:01.957	51.488	-0.147	19.222	20.846	11.420
21	13:12:53.209	51.252	-0.236	19.104	20.701	11.447
22	13:13:44.501	51.292	+0.040	19.098	20.835	11.359
23	13:14:35.659	**51.158**	-0.134	19.079	20.725	11.354
24	13:16:11.362	1:35.703	+44.545	19.114	**13.020**	1:03.569
25	13:17:06.754	55.392	-40.311	22.338	21.790	**11.264**
26	13:17:57.988	51.234	-4.158	19.074	20.832	11.328
27	13:18:49.157	51.169	-0.065	**19.062**	20.807	11.300
28	13:20:12.976	1:23.819	+32.650	19.131	20.977	43.711
29	13:21:06.419	53.443	-30.376	20.496	21.424	11.523

(019) JUNIOR PINTO

Lap	Time of Day	Lap Tm	Gap	S1	S2	S3
1	12:51:44.102	59.424		24.490	23.397	11.537
2	12:52:35.826	51.724	-7.700	19.414	20.978	11.332
3	12:53:27.284	51.458	-0.266	19.174	20.916	11.368
4	12:54:18.739	51.455	-0.003	19.182	20.915	11.358
5	12:57:09.823	2:51.084	+1:59.629	19.236	21.222	2:10.626
6	12:58:14.646	1:04.823	-1:46.261	26.634	26.359	11.830
7	12:59:06.081	51.435	-13.388	19.131	20.947	11.357
8	12:59:57.288	**51.207**	-0.228	19.062	**20.771**	11.374
9	13:00:48.901	51.613	+0.406	19.133	20.965	11.515
10	13:01:40.699	51.798	+0.185	19.192	21.042	11.564
11	13:07:42.370	6:01.671	+5:09.873	19.399	21.713	5:20.559
12	13:08:35.867	53.497	-5:08.174	20.723	21.224	11.550
13	13:10:57.112	2:21.245	+1:27.748	19.221	21.491	1:40.533
14	13:11:50.962	53.850	-1:27.395	20.954	21.592	**11.304**
15	13:12:43.290	52.328	-1.522	**19.053**	21.320	11.955
16	13:13:34.531	51.241	-1.087	19.053	20.799	11.389
17	13:14:25.862	51.331	+0.090	19.099	20.844	11.388
18	13:15:17.357	51.495	+0.164	19.109	20.890	11.496

(099) KAIO DIAS DE ASSUNÇÃO

Lap	Time of Day	Lap Tm	Gap	S1	S2	S3
1	12:51:31.537	52.924		19.898	21.686	11.340
2	12:52:23.952	52.415	-0.509	19.655	21.358	11.402
3	12:53:16.180	52.228	-0.187	19.358	21.403	11.467
4	12:54:08.297	52.117	-0.111	19.304	21.280	11.533
5	13:01:09.896	7:01.599	+6:09.482	19.423	**8.342**	6:33.834
6	13:02:07.193	57.297	-6:04.302	24.029	21.894	11.374
7	13:02:58.576	51.383	-5.914	19.100	20.987	**11.296**
8	13:03:50.328	51.752	+0.369	19.067	21.340	11.345
9	13:04:41.593	51.265	-0.487	**19.044**	20.907	11.314
10	13:05:32.969	51.376	+0.111	19.088	20.902	11.386
11	13:06:24.349	51.380	+0.004	19.134	20.883	11.363
12	13:10:50.874	4:26.525	+3:35.145	19.134	22.938	3:44.453
13	13:11:43.356	52.482	-3:34.043	20.038	21.083	11.361
14	13:12:34.785	51.429	-1.053	19.223	20.892	11.314
15	13:13:26.007	**51.222**	-0.207	19.104	20.790	11.328
16	13:14:17.546	51.539	+0.317	19.091	20.780	11.668
17	13:15:09.254	51.708	+0.169	19.261	21.001	11.446
18	13:16:00.923	51.669	-0.039	19.184	21.079	11.406
19	13:18:03.726	2:02.803	+1:11.134	20.218	21.165	1:21.420
20	13:18:55.727	52.001	-1:10.802	19.727	20.968	11.306
21	13:19:47.265	51.538	-0.463	19.111	21.011	11.416
22	13:20:38.933	51.668	+0.130	19.141	21.035	11.492

(118) RAPHAEL XAVIER

Lap	Time of Day	Lap Tm	Gap	S1	S2	S3
1	12:51:23.584	52.422		19.420	21.384	11.618
2	12:52:16.514	52.930	+0.508	19.493	21.908	11.529
3	12:53:09.494	52.980	+0.050	19.920	21.311	11.749
4	12:54:01.764	52.270	-0.710	19.315	21.397	11.558
5	12:54:53.594	51.830	-0.440	19.242	20.837	11.751
6	12:55:46.085	52.491	+0.661	19.640	20.987	11.864
7	12:56:38.208	52.123	-0.368	19.342	21.016	11.765
8	12:57:30.634	52.426	+0.303	19.369	21.156	11.901
9	12:58:22.760	52.126	-0.300	19.365	20.961	11.800
10	12:59:14.760	52.000	-0.126	19.290	21.098	11.612
11	13:00:06.857	52.097	+0.097	19.366	21.117	11.614
12	13:12:44.328	12:37.471	-11:45.374	19.551	**10.161**	12:07.759
13	13:13:38.653	54.325	-11:43.146	21.159	21.369	11.797
14	13:14:29.906	51.253	-3.072	19.290	20.146	11.817
15	13:15:21.377	51.471	+0.218	19.209	20.891	**11.371**
16	13:16:12.667	51.290	-0.181	19.086	20.628	11.576
17	13:17:03.902	**51.235**	-0.055	19.093	20.655	11.487
18	13:17:55.481	51.579	+0.344	19.105	21.000	11.474
19	13:18:47.187	51.706	+0.127	**19.058**	20.926	11.722

(128) DENNIS DIRANI

Lap	Time of Day	Lap Tm	Gap	S1	S2	S3
1	12:52:21.256	55.194		22.141	21.498	11.555
2	12:53:12.870	51.614	-3.580	19.116	21.264	**11.234**
3	12:54:04.364	51.494	-0.120	19.224	20.678	11.592
4	12:54:55.952	51.588	+0.094	19.159	20.841	11.588
5	12:55:47.567	51.615	+0.027	19.147	20.628	11.840
6	12:57:26.470	1:38.903	+47.288	19.230	**7.772**	1:11.901
7	12:58:19.102	52.632	-46.271	20.060	20.937	11.635
8	12:59:10.454	51.352	-1.280	19.145	20.549	11.658
9	13:00:01.792	51.338	-0.014	19.162	20.762	11.414
10	13:04:02.578	4:00.786	+3:09.448	19.148	20.870	3:20.768
11	13:04:54.374	51.796	-3:08.990	19.805	20.643	11.348
12	13:05:45.934	51.560	-0.236	19.372	20.738	11.450
13	13:06:37.235	51.301	-0.259	19.151	20.724	11.426
14	13:07:28.517	**51.282**	-0.019	19.101	20.764	11.417
15	13:10:36.110	3:07.593	+2:16.311	19.371	21.095	2:27.127
16	13:11:27.880	51.770	-2:15.823	19.700	20.634	11.436
17	13:12:19.346	51.466	-0.304	19.199	20.766	11.501
18	13:13:10.858	51.512	+0.046	19.211	20.809	11.492
19	13:16:47.785	3:36.927	+2:45.415	19.212	20.878	2:56.837
20	13:17:43.691	55.906	-2:41.021	23.382	20.960	11.564
21	13:18:35.095	51.404	-4.502	**19.087**	20.750	11.567
22	13:19:26.679	51.584	+0.180	19.145	20.967	11.472
23	13:20:18.166	51.487	-0.097	19.167	20.901	11.419

(069) RAFAEL CASALE

Lap	Time of Day	Lap Tm	Gap	S1	S2	S3
1	12:52:31.564	1:05.657		26.136	27.660	11.861
2	12:53:23.779	52.215	-13.442	19.697	21.111	11.407
3	12:54:15.484	51.705	-0.510	19.184	21.105	11.416
4	12:55:07.983	52.499	+0.794	19.281	21.791	11.427
5	12:55:59.288	**51.305**	-1.194	**19.131**	20.870	**11.304**
6	13:02:59.307	7:00.019	+6:08.714	19.496	21.006	6:19.517
7	13:03:54.932	55.625	-6:04.394	21.816	22.326	11.483
8	13:04:46.658	51.726	-3.899	19.243	21.076	11.407
9	13:05:38.244	51.586	-0.140	19.212	20.937	11.437
10	13:06:29.777	51.533	-0.053	19.322	20.807	11.404
11	13:07:21.437	51.660	+0.127	19.144	21.153	11.363
12	13:09:40.061	2:18.624	+1:26.964	19.385	20.861	1:38.378
13	13:10:42.567	1:02.506	-1:16.118	28.081	22.972	11.453
14	13:11:34.355	51.788	-10.718	19.138	21.174	11.476
15	13:12:26.415	52.060	+0.272	19.396	21.126	11.538
16	13:13:22.348	55.933	+3.873	20.965	23.028	11.940
17	13:14:23.348	1:01.000	+5.067	24.811	24.481	11.708
18	13:15:15.112	51.764	-9.236	19.413	20.930	11.421

(008) MUNIR ABOISSA

Lap	Time of Day	Lap Tm	Gap	S1	S2	S3
1	12:51:31.244	54.992		20.338	22.609	12.045
2	12:52:26.104	54.860	-0.132	20.592	22.281	11.987
3	12:53:20.672	54.568	-0.292	19.939	22.306	12.323
4	12:54:15.429	54.757	+0.189	20.122	22.705	11.930
5	12:55:10.060	54.631	-0.126	20.004	22.679	11.948

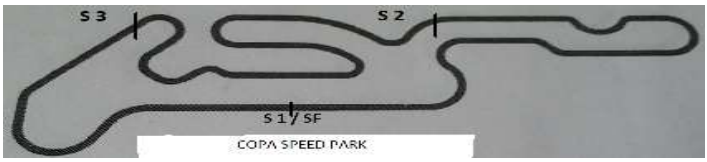

I COPA SPEED PARK (2ª ETAPA)

SENIORES — SPEED PARK (BIRIGUI) 1,218 km

TL 2 (SENIORES E NOVATOS) — 25/09/2020 15:35

Practice (30:00 Time) started at 12:49:57

Lap	Time of Day	Lap Tm	Gap	S1	S2	S3
6	12:56:05.460	55.400	+0.769	19.899	22.878	12.623
7	12:57:00.087	54.627	-0.773	20.065	22.511	12.051
8	13:07:18.800	10:18.713	+9:24.086	19.964	22.250	9:36.499
9	13:08:10.218	**51.418**	-9:27.295	20.661		
10	13:09:05.511	55.293	+3.875	21.540	22.200	11.553
11	13:09:59.030	53.519	-1.774	19.742	21.795	11.982
12	13:15:52.148	5:53.118	+4:59.599	20.162	22.439	5:10.517
13	13:16:46.626	54.478	-4:58.640	21.446	21.593	**11.439**
14	13:17:39.808	53.182	-1.296	**19.690**	21.630	11.862
15	13:18:33.250	53.442	+0.260	19.804	21.953	11.685
16	13:19:26.565	53.315	-0.127	19.737	**21.378**	12.200
17	13:20:19.641	53.076	-0.239	19.895	21.655	11.526

(021) JOÃO P. DA GRAÇA

Lap	Time of Day	Lap Tm	Gap	S1	S2	S3
1	12:51:20.312	51.575		19.178	20.971	**11.426**
2	12:52:11.948	51.636	+0.061	19.210	20.942	11.484
3	12:53:03.529	51.581	-0.055	19.139	20.957	11.485
4	12:55:27.968	2:24.439	+1:32.858	**19.105**	21.416	1:43.918
5	12:56:20.580	52.612	-1:31.827	20.101	21.024	11.487
6	12:57:12.021	**51.441**	-1.171	19.149	20.813	11.479
7	12:58:03.904	51.883	+0.442	19.179	21.060	11.644
8	13:00:01.096	1:57.192	+1:05.309	19.434	21.936	1:15.822
9	13:00:54.391	53.295	-1:03.897	20.959	**20.789**	11.547
10	13:01:46.017	51.626	-1.669	19.310	20.830	11.486
11	13:02:37.687	51.670	+0.044	19.255	20.889	11.526
12	13:03:29.262	51.575	-0.095	19.167	20.917	11.491
13	13:04:20.782	51.520	-0.055	19.156	20.866	11.498

(088) MARCO A. RAIMUNDO

Lap	Time of Day	Lap Tm	Gap	S1	S2	S3
1	12:51:36.364	58.304		22.854	23.590	11.860
2	12:52:28.588	52.224	-6.080	19.481	21.139	11.604
3	12:53:22.470	53.882	+1.658	19.699	22.076	12.107
4	12:54:29.426	1:06.956	+13.074	19.052	22.236	25.668
5	12:55:22.855	53.429	-13.527	20.182	20.952	12.295
6	12:56:14.481	51.626	-1.803	**19.025**	21.025	11.576
7	12:57:06.055	51.574	-0.052	19.146	20.776	11.652
8	12:57:58.262	52.207	+0.633	19.239	21.356	11.612
9	12:58:54.877	56.615	+4.408	19.236	25.883	11.496
10	12:59:46.854	51.977	-4.638	19.320	21.012	11.645
11	13:00:38.891	52.037	+0.060	19.226	21.181	11.630
12	13:04:27.112	3:48.221	+2:56.184	19.349	21.364	3:07.508
13	13:05:19.715	52.603	-2:55.618	20.047	21.209	11.347
14	13:06:11.202	**51.487**	-1.116	19.316	20.857	**11.314**
15	13:07:02.726	51.524	+0.037	19.123	20.869	11.532
16	13:07:55.058	52.332	+0.808	19.901	20.949	11.482
17	13:08:46.705	51.647	-0.685	19.281	**20.704**	11.662
18	13:09:38.631	51.926	+0.279	19.418	20.924	11.584
19	13:10:30.325	51.694	-0.232	19.126	21.058	11.510

(137) MATEUS CORREIA

Lap	Time of Day	Lap Tm	Gap	S1	S2	S3
1	12:51:50.166	54.773		21.323	21.861	11.589
2	12:52:42.556	52.390	-2.383	19.290	21.580	11.520
3	12:53:35.043	52.487	+0.097	19.423	21.493	11.571
4	12:54:27.628	52.585	+0.098	19.421	21.552	11.612
5	12:55:20.526	52.898	+0.313	19.863	21.545	11.490
6	12:56:12.486	51.960	-0.938	19.246	21.200	11.514
7	12:57:04.484	51.998	+0.038	19.320	21.186	11.492
8	12:57:56.718	52.234	+0.236	19.422	21.120	11.692
9	13:02:48.673	4:51.955	+3:59.721	19.598	21.139	4:11.218
10	13:03:42.333	53.660	-3:58.295	20.339	21.659	11.662
11	13:04:34.465	52.132	-1.528	19.164	21.393	11.575
12	13:05:26.279	51.814	-0.318	19.316	20.991	11.507
13	13:06:18.357	52.078	+0.264	19.398	21.242	11.438
14	13:07:10.469	52.112	+0.034	19.358	21.161	11.593
15	13:13:14.612	6:04.143	+5:12.031	19.329	21.321	5:23.493
16	13:14:09.453	54.841	-5:09.302	21.246	21.890	11.705
17	13:15:02.295	52.842	-1.999	19.287	21.896	11.659
18	13:15:53.803	**51.508**	-1.334	19.264	**20.793**	11.451
19	13:16:45.876	52.073	+0.565	19.388	21.137	11.548
20	13:17:37.849	51.973	-0.100	19.323	20.934	11.716
21	13:18:29.462	51.613	-0.360	**19.155**	20.911	11.547
22	13:19:21.335	51.873	+0.260	19.337	21.113	**11.423**
23	13:20:13.404	52.069	+0.196	19.427	20.951	11.691
24	13:21:05.623	52.219	+0.150	19.295	21.174	11.750

(016) SIDNEY LOPES

Lap	Time of Day	Lap Tm	Gap	S1	S2	S3
1	12:52:02.816	1:01.187		24.912	24.581	11.694
2	12:52:55.142	52.326	-8.861	19.375	21.533	11.418
3	12:53:47.028	51.886	-0.440	19.180	21.360	11.346
4	12:54:38.735	51.707	-0.179	19.255	21.083	11.369
5	12:55:30.672	51.937	+0.230	19.221	21.222	11.494
6	12:56:22.477	51.805	-0.132	19.228	21.251	11.326
7	12:57:14.067	**51.590**	-0.215	19.193	**21.020**	11.377
8	12:58:05.864	51.797	+0.207	19.221	21.202	11.374
9	13:01:49.548	3:43.684	+2:51.887	19.180	21.491	3:03.013
10	13:02:46.522	56.974	-2:46.710	22.553	22.727	11.694
11	13:03:39.817	53.295	-3.679	19.698	21.842	11.755
12	13:04:32.661	52.844	-0.451	19.733	21.704	11.407
13	13:05:25.115	52.454	-0.390	19.422	21.496	11.536
14	13:06:17.529	52.414	-0.040	19.450	21.539	11.425
15	13:07:09.892	52.363	-0.051	19.469	21.386	11.508
16	13:08:58.231	1:48.339	+55.976	19.344	21.500	1:07.495
17	13:09:54.478	56.247	-52.092	22.356	22.482	11.409
18	13:10:46.385	51.907	-4.340	19.357	21.201	11.349
19	13:11:38.815	52.430	+0.523	19.424	21.553	11.453
20	13:12:30.797	51.982	-0.448	19.306	21.289	11.387
21	13:16:33.926	4:03.129	+3:11.147	19.198	22.393	3:21.538
22	13:17:27.648	53.722	-3:09.407	20.668	21.573	11.481
23	13:18:19.771	52.123	-1.599	19.284	21.371	11.468
24	13:19:11.926	52.155	+0.032	19.305	21.331	11.519
25	13:20:04.112	52.186	+0.031	19.340	21.374	11.472
26	13:20:56.126	52.014	-0.172	**19.148**	21.546	**11.320**

(177) JUNIOR OLIVEIRA

Lap	Time of Day	Lap Tm	Gap	S1	S2	S3
1	12:54:03.451	1:03.106		27.182	24.298	11.626
2	12:54:58.287	54.836	-8.270	21.488	21.935	11.413
3	12:55:51.771	53.484	-1.352	19.663	22.358	11.463
4	12:56:44.069	52.298	-1.186	19.403	**20.760**	12.135
5	12:57:36.234	52.165	-0.133	19.579	21.173	11.413
6	12:58:28.341	52.107	-0.058	19.335	21.350	11.422
7	12:59:20.469	52.128	+0.021	19.411	21.263	11.454
8	13:00:12.446	51.977	-0.151	19.403	21.139	11.435
9	13:01:04.355	51.909	-0.068	19.320	21.084	11.505
10	13:01:56.486	52.131	+0.222	19.310	21.344	11.477
11	13:09:20.636	7:24.150	+6:32.019	19.391	21.546	6:43.213
12	13:10:14.471	53.835	-6:30.315	20.666	21.697	11.472
13	13:11:06.895	52.424	-1.411	19.633	21.408	11.383
14	13:11:59.029	52.134	-0.290	19.384	21.311	11.439
15	13:12:51.190	52.161	+0.027	19.504	21.263	11.394
16	13:13:43.217	52.027	-0.134	19.356	21.176	11.495
17	13:15:57.289	2:14.072	+1:22.045	22.256	26.248	1:25.568
18	13:16:50.474	53.185	-1:20.887	20.111	21.713	11.361
19	13:17:42.613	52.139	-1.046	19.293	21.331	11.515
20	13:18:34.218	**51.605**	-0.534	**19.236**	21.037	**11.332**
21	13:19:26.183	51.965	+0.360	19.368	21.169	11.428
22	13:20:17.869	51.686	-0.279	19.239	21.096	11.351

(1011) GUSTAVO BERNARDES REY

Lap	Time of Day	Lap Tm	Gap	S1	S2	S3
1	12:52:23.340	1:02.787		23.260	24.980	14.547
2	12:53:16.033	52.693	-10.094	19.677	21.489	11.527
3	12:54:07.966	51.933	-0.760	19.276	21.132	11.525
4	12:55:01.063	53.097	+1.164	19.292	21.627	12.178

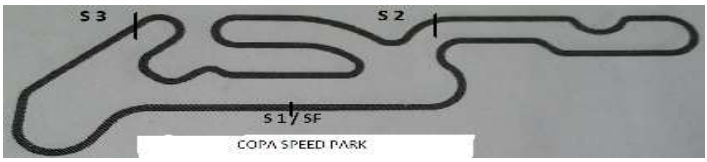

I COPA SPEED PARK (2ª ETAPA)

SENIORES — SPEED PARK (BIRIGUI) 1,218 km

TL 2 (SENIORES E NOVATOS) — 25/09/2020 15:35

Practice (30:00 Time) started at 12:49:57

Lap	Time of Day	Lap Tm	Gap	S1	S2	S3
5	12:55:52.998	51.935	-1.162	19.399	21.126	11.410
6	12:56:48.548	55.550	+3.615	22.742	21.222	11.586
7	12:57:40.405	51.857	-3.693	19.316	**21.021**	11.520
8	12:58:32.246	51.841	-0.016	19.286	21.086	11.469
9	12:59:24.769	52.523	+0.682	19.185	21.768	11.570
10	13:13:34.957	14:10.188	·13:17.665	19.659	21.382	13:29.147
11	13:14:27.405	52.448	·13:17.740	20.095	21.022	**11.331**
12	13:15:19.166	**51.761**	-0.687	19.212	21.184	11.365
13	13:16:11.024	51.858	+0.097	19.252	21.149	11.457
14	13:17:02.931	51.907	+0.049	**19.182**	21.338	11.387
15	13:17:54.892	51.961	+0.054	19.304	21.183	11.474
16	13:18:48.091	53.199	+1.238	19.263	22.150	11.786
17	13:19:40.520	52.429	-0.770	19.772	21.140	11.517

(027) MARIO H. A. BRANDINI

Lap	Time of Day	Lap Tm	Gap	S1	S2	S3
1	12:51:17.223	57.847		23.448	22.561	11.838
2	12:52:09.836	52.613	-5.234	19.617	21.419	11.577
3	12:53:02.549	52.713	+0.100	19.677	21.411	11.625
4	12:53:55.113	52.564	-0.149	19.607	21.420	11.537
5	12:54:46.896	**51.783**	-0.781	19.159	21.114	11.510
6	12:55:38.824	51.928	+0.145	19.251	21.041	11.636
7	12:59:32.980	3:54.156	+3:02.228	19.459	21.296	3:13.401
8	13:00:35.683	1:02.703	-2:51.453	24.118	26.407	12.178
9	13:04:58.325	4:22.642	+3:19.939	19.777	21.626	3:41.239
10	13:05:51.316	52.991	-3:29.651	20.257	21.245	11.489
11	13:06:43.147	51.831	-1.160	19.230	21.179	**11.422**
12	13:07:35.328	52.181	+0.350	19.483	21.190	11.508
13	13:08:27.344	52.016	-0.165	**19.147**	21.411	11.458
14	13:09:19.455	52.111	+0.095	19.420	**20.959**	11.732

(013) VINICIUS NOGUEIRA

Lap	Time of Day	Lap Tm	Gap	S1	S2	S3
1	12:51:02.101	56.088		22.082	21.666	12.340
2	12:52:00.960	58.859	+2.771	24.680	22.664	11.515
3	12:52:53.392	52.432	-6.427	19.314	21.649	**11.469**
4	12:53:53.544	1:00.152	+7.720	19.309	26.950	13.893
5	12:54:46.184	52.640	-7.512	19.481	21.673	11.486
6	12:55:37.987	**51.803**	-0.837	19.183	**21.107**	11.513
7	12:56:30.412	52.425	+0.622	19.215	21.634	11.576
8	12:59:39.899	3:09.487	+2:17.062	19.478	22.763	2:27.246
9	13:00:36.940	57.041	-2:12.446	23.929	21.550	11.562

(211) VICTOR D. BROCHADO

Lap	Time of Day	Lap Tm	Gap	S1	S2	S3
1	12:52:39.679	1:03.016		24.704	26.477	11.835
2	12:53:31.750	52.071	-10.945	19.244	21.405	**11.422**
3	12:54:24.151	52.401	+0.330	19.491	21.374	11.536
4	12:55:16.159	52.008	-0.393	**18.985**	21.230	11.793
5	12:57:24.961	2:08.802	+1:16.794	20.267	**8.824**	1:39.711
6	12:58:32.484	1:07.523	-1:01.279	23.605	22.952	20.966
7	12:59:30.312	57.828	-9.695	23.428	22.713	11.687
8	13:00:22.975	52.663	-5.165	19.317	21.776	11.570
9	13:07:49.459	7:26.484	+6:33.821	22.163	9.850	6:54.471
10	13:08:49.403	59.944	-6:26.540	26.677	21.600	11.667
11	13:09:41.227	**51.824**	-8.120	19.187	21.072	11.565
12	13:10:40.816	59.589	+7.765	25.615	22.262	11.712
13	13:11:32.805	51.989	-7.600	19.166	21.356	11.467

(023) PASCOAL BERTONI

Lap	Time of Day	Lap Tm	Gap	S1	S2	S3
1	12:51:34.908	52.833		19.608	21.474	11.751
2	12:52:27.715	52.807	-0.026	19.656	21.614	11.537
3	12:53:20.179	52.464	-0.343	19.609	21.308	11.547
4	12:54:12.194	52.015	-0.449	19.425	21.013	11.577
5	12:55:04.149	51.955	-0.060	19.436	21.022	11.497
6	12:55:56.319	52.170	+0.215	19.445	21.056	11.669
7	13:00:39.893	4:43.574	+3:51.404	19.691	21.349	4:02.534
8	13:01:32.972	53.079	-3:50.495	20.423	21.169	**11.487**
9	13:02:25.019	52.047	-1.032	19.389	21.119	11.539
10	13:03:16.948	51.929	-0.118	19.365	20.982	11.582
11	13:04:08.884	51.936	+0.007	19.406	21.036	11.494
12	13:05:00.794	51.910	-0.026	**19.325**	21.061	11.524
13	13:05:53.178	52.384	+0.474	19.506	21.387	11.491
14	13:06:45.070	**51.892**	-0.492	19.384	**20.948**	11.560

(011) ROBERTO R.

Lap	Time of Day	Lap Tm	Gap	S1	S2	S3
1	12:51:33.795	53.167		19.754	21.890	11.523
2	12:52:27.571	53.776	+0.609	20.034	22.106	11.636
3	12:53:20.764	53.193	-0.583	20.116	21.494	11.583
4	12:54:13.247	52.483	-0.710	19.448	21.445	11.590
5	12:55:05.830	52.583	+0.100	19.396	21.570	11.617
6	12:55:58.241	52.411	-0.172	19.396	21.490	11.525
7	13:03:10.616	7:12.375	+6:19.964	19.576	21.758	6:31.041
8	13:04:05.337	54.721	-6:17.654	21.230	21.997	11.494
9	13:04:57.453	52.116	-2.605	19.337	21.324	11.455
10	13:05:49.858	52.405	+0.289	19.638	21.268	11.499
11	13:06:42.236	52.378	-0.027	19.587	21.221	11.570
12	13:07:34.564	52.328	-0.050	19.564	21.264	11.500
13	13:08:27.043	52.479	+0.151	19.618	21.068	11.793
14	13:12:26.886	3:59.843	+3:07.364	25.022	26.923	3:07.898
15	13:13:19.758	52.872	-3:06.971	20.318	21.130	**11.424**
16	13:14:11.682	**51.924**	-0.948	19.341	**21.014**	11.569

(026) CESAR A. KONZEN

Lap	Time of Day	Lap Tm	Gap	S1	S2	S3
1	12:51:38.338	57.237		22.693	22.631	11.913
2	12:52:32.064	53.726	-3.511	19.908	22.349	11.469
3	12:53:24.432	**52.368**	-1.358	19.727	**21.328**	**11.313**
4	12:54:17.576	53.144	+0.776	19.823	21.805	11.516
5	12:55:10.277	52.701	-0.443	19.698	21.548	11.455
6	12:56:03.261	52.984	+0.283	19.880	21.653	11.451
7	12:56:55.786	52.525	-0.459	**19.606**	21.472	11.447
8	12:57:48.531	52.745	+0.220	19.799	21.474	11.472

(108) JORGE NETO

Lap	Time of Day	Lap Tm	Gap	S1	S2	S3
1	12:51:25.092	53.206		19.890	21.700	**11.616**
2	12:52:18.650	53.558	+0.352	**19.575**	21.982	12.001
3	12:53:12.665	54.015	+0.457	20.236	22.012	11.767
4	12:54:06.645	53.980	-0.035	20.332	21.284	12.364
5	12:55:00.179	53.534	-0.446	19.616	22.225	11.693
6	12:55:52.779	**52.600**	-0.934	19.627	21.244	11.729
7	12:58:26.026	2:33.247	+1:40.647	1:58.143	23.368	11.736
8	12:59:24.549	58.523	-1:34.724	24.401	22.409	11.713
9	13:00:18.719	54.170	-4.353	19.699	22.679	11.792
10	13:01:12.041	53.322	-0.848	19.788	21.808	11.726

(077) AROUDO RODRIGUES

Lap	Time of Day	Lap Tm	Gap	S1	S2	S3
1	12:50:58.390	1:01.024		26.154	22.989	11.881
2	12:51:51.296	52.906	-8.118	19.751	**21.332**	11.823
3	12:55:22.943	3:31.647	+2:38.741	19.654	2:54.155	17.838
4	12:56:17.043	54.100	-2:37.547	20.946	21.510	11.644
5	12:57:10.150	53.107	-0.993	19.949	21.566	11.592
6	12:58:03.486	53.336	+0.229	20.144	21.545	11.647
7	12:58:56.218	52.732	-0.604	19.629	21.546	**11.557**
8	12:59:49.126	52.908	+0.176	19.544	21.513	11.851
9	13:00:41.759	**52.633**	-0.275	**19.478**	21.556	11.599
10	13:01:34.512	52.753	+0.120	19.624	21.553	11.576
11	13:02:27.392	52.880	+0.127	19.834	21.389	11.657
12	13:03:20.141	52.749	-0.131	19.535	21.485	11.729
13	13:06:56.677	3:36.536	+2:43.787	19.748	21.564	2:55.224
14	13:07:50.280	53.603	-2:42.933	20.536	21.507	11.560
15	13:08:43.268	52.988	-0.615	19.788	21.475	11.725
16	13:09:36.427	53.159	+0.171	19.614	21.671	11.874

(003) LEO R. R. LINO

Lap	Time of Day	Lap Tm	Gap	S1	S2	S3
1	12:51:34.639	1:01.489		26.789	23.032	11.668

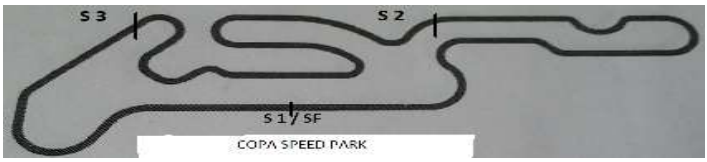

I COPA SPEED PARK (2ª ETAPA)

SENIORES — SPEED PARK (BIRIGUI) 1,218 km

TL 2 (SENIORES E NOVATOS) — 25/09/2020 15:35

Practice (30:00 Time) started at 12:49:57

Lap	Time of Day	Lap Tm	Gap	S1	S2	S3
2	12:52:28.480	53.841	-7.648	19.709	22.271	11.861
3	12:53:21.411	**52.931**	-0.910	19.594	21.752	**11.585**
4	12:54:14.767	53.356	+0.425	19.699	21.983	11.674
5	12:58:28.667	4:13.900	+3:20.544	19.677	22.494	3:31.729
6	12:59:31.233	1:02.566	-3:11.334	27.631	23.275	11.660
7	13:00:24.373	53.140	-9.426	19.513	21.885	11.742
8	13:01:17.988	53.615	+0.475	**19.464**	22.302	11.849
9	13:02:12.638	54.650	+1.035	20.581	22.248	11.821
10	13:03:05.660	53.022	-1.628	19.514	**21.723**	11.785
11	13:03:59.137	53.477	+0.455	19.566	22.095	11.816
12	13:04:52.597	53.460	-0.017	19.717	21.894	11.849

Lap	Time of Day	Lap Tm	Gap	S1	S2	S3