SPEED PARK

FASP Federação de Automobilismo de São Paulo

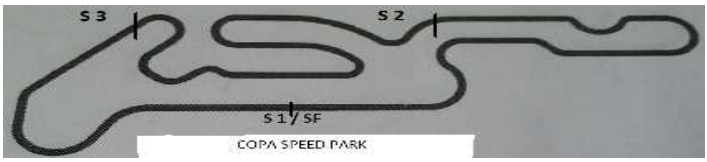

I COPA SPEED PARK (2ª ETAPA)

F 4 GRADUADOS — SPEED PARK (BIRIGUI) 1,218 km

TL 2 — 25/09/2020 15:35

Practice (30:00 Time) started at 15:37:19

(025) MURILO FIORE

Lap	Time of Day	Lap Tm	Gap	S1	S2	S3
1	15:39:37.031	58.669		23.460	22.446	12.763
2	15:40:33.961	56.930	-1.739	21.044	23.208	12.678
3	15:41:29.684	55.723	-1.207	21.110	21.935	12.678
4	15:42:24.947	55.263	-0.460	20.952	21.693	12.618
5	15:43:20.068	55.121	-0.142	20.887	**21.593**	12.641
6	15:44:15.344	55.276	+0.155	20.877	21.817	**12.582**
7	15:45:10.468	55.124	-0.152	20.845	21.687	12.592
8	15:46:05.665	55.197	+0.073	20.805	21.721	12.671
9	15:47:01.033	55.368	+0.171	**20.737**	21.765	12.866
10	15:47:56.116	**55.083**	-0.285	20.854	21.647	12.582
11	15:48:51.226	55.110	+0.027	20.829	21.653	12.628
12	15:49:46.580	55.354	+0.244	20.924	21.842	12.588
13	15:50:41.723	55.143	-0.211	20.814	21.722	12.607
14	15:52:33.231	1:51.508	+56.365	20.984	21.805	1:08.719

(005) ALVARO BERTIN JUNQUEIRA

Lap	Time of Day	Lap Tm	Gap	S1	S2	S3
1	15:38:38.726	58.807		22.804	23.293	12.710
2	15:39:34.902	56.176	-2.631	21.503	22.101	12.572
3	15:40:30.461	55.559	-0.617	20.979	22.032	**12.548**
4	15:41:27.309	56.848	+1.289	21.009	22.999	12.840
5	15:42:22.861	55.552	-1.296	20.993	21.946	12.613
6	15:43:18.297	55.436	-0.116	21.115	21.738	12.583
7	15:44:13.854	55.557	+0.121	21.029	21.852	12.676
8	15:45:09.168	55.314	-0.243	20.920	21.739	12.655
9	15:46:04.477	55.309	-0.005	20.880	21.774	12.655
10	15:46:59.779	55.302	-0.007	20.958	21.759	12.585
11	15:47:55.136	55.357	+0.055	20.929	21.875	12.553
12	15:48:50.424	55.288	-0.069	**20.780**	21.828	12.680
13	15:49:45.612	**55.188**	-0.100	20.847	**21.703**	12.638
14	15:50:41.160	55.548	+0.360	20.971	21.937	12.640

(114) JOÃO A. V. JORGE

Lap	Time of Day	Lap Tm	Gap	S1	S2	S3
1	15:38:55.208	59.926		23.863	23.084	12.979
2	15:39:51.431	56.223	-3.703	21.366	22.201	12.656
3	15:40:49.391	57.960	+1.737	21.090	23.171	13.699
4	15:41:44.959	55.568	-2.392	21.150	21.856	**12.562**
5	15:42:40.640	55.681	+0.113	20.960	21.968	12.753
6	15:43:36.224	55.584	-0.097	21.110	**21.771**	12.703
7	15:44:31.702	55.478	-0.106	21.006	21.805	12.667
8	15:45:27.156	55.454	-0.024	20.906	21.792	12.756
9	15:46:22.577	**55.421**	-0.033	20.853	21.870	12.698
10	15:49:44.032	3:21.455	+2:26.034	21.054	22.272	2:38.129
11	15:50:43.831	59.799	-2:21.656	24.615	22.589	12.595
12	15:51:40.053	56.222	-3.577	**20.829**	22.639	12.754
13	15:52:35.864	55.811	-0.411	20.973	22.134	12.704
14	15:53:32.808	56.944	+1.133	20.838	21.836	14.270
15	15:58:19.157	4:46.349	+3:49.405	21.469	22.542	4:02.338

(212) JULIO C. Z. DE ALMEIDA

Lap	Time of Day	Lap Tm	Gap	S1	S2	S3
1	15:38:38.623	59.434		23.187	23.418	12.829
2	15:39:34.810	56.187	-3.247	21.459	22.049	12.679
3	15:40:30.289	**55.479**	-0.708	20.967	21.868	**12.644**
4	15:41:25.910	55.621	+0.142	21.035	21.808	12.778
5	15:42:21.629	55.719	+0.098	20.993	21.860	12.866
6	15:44:11.039	1:49.410	+53.691	20.928	**21.771**	1:06.711
7	15:45:07.159	56.120	-53.290	21.595	21.834	12.691
8	15:46:02.824	55.665	-0.455	20.916	21.915	12.834
9	15:46:58.406	55.582	-0.083	20.984	21.833	12.765
10	15:47:54.111	55.705	+0.123	21.007	21.841	12.857
11	15:48:49.927	55.816	+0.111	21.003	22.037	12.776
12	15:49:45.540	55.613	-0.203	20.890	21.951	12.772
13	15:50:41.547	56.007	+0.394	**20.887**	21.886	13.234
14	15:51:37.714	56.167	+0.160	21.277	22.174	12.716
15	15:52:33.469	55.755	-0.412	21.030	21.982	12.743

(080) ENZO S.GODOY

Lap	Time of Day	Lap Tm	Gap	S1	S2	S3
1	15:39:32.636	59.866		23.078	22.866	13.922
2	15:40:29.890	57.254	-2.612	21.431	22.106	13.717
3	15:41:26.551	56.661	-0.593	21.784	22.141	12.736
4	15:42:22.064	**55.513**	-1.148	20.888	22.005	12.620
5	15:43:17.667	55.603	+0.090	20.848	21.896	12.859
6	15:44:14.036	56.369	+0.766	21.291	22.393	12.685
7	15:45:09.620	55.584	-0.785	20.870	22.117	**12.597**
8	15:46:05.245	55.625	+0.041	21.039	21.897	12.689
9	15:48:47.321	2:42.076	+1:46.451	**20.807**	22.062	1:59.207
10	15:49:46.648	59.327	-1:42.749	23.007	23.166	13.154
11	15:50:42.352	55.704	-3.623	21.169	**21.875**	12.660
12	15:51:38.069	55.717	+0.013	21.026	22.085	12.606
13	15:52:33.791	55.722	+0.005	20.926	22.167	12.629
14	15:53:29.995	56.204	+0.482	21.322	22.068	12.814
15	15:55:27.226	1:57.231	+1:01.027	23.036	24.171	1:10.024
16	15:56:27.173	59.947	-57.284	22.641	23.375	13.931
17	15:57:26.299	59.126	-0.821	21.759	24.695	12.672
18	15:58:22.372	56.073	-3.053	20.918	22.524	12.631
19	15:59:17.916	55.544	-0.529	20.807	22.071	12.666
20	16:00:14.512	56.596	+1.052	21.822	22.138	12.636
21	16:01:10.094	55.582	-1.014	20.928	22.009	12.645
22	16:02:06.142	56.048	+0.466	21.294	22.050	12.704
23	16:03:01.820	55.678	-0.370	20.991	22.004	12.683
24	16:04:38.935	1:37.115	+41.437	22.237	23.437	51.441
25	16:06:01.758	1:22.823	-14.292	23.978	22.218	36.627

(026) CAUÃ P. MENDES

Lap	Time of Day	Lap Tm	Gap	S1	S2	S3
1	15:39:19.069	58.624		22.894	22.876	12.854
2	15:40:15.065	55.996	-2.628	21.374	21.994	12.628
3	15:41:11.010	55.945	-0.051	21.139	22.151	12.655
4	15:42:06.848	55.838	-0.107	21.206	22.023	**12.609**
5	15:43:02.496	55.648	-0.190	**21.011**	22.021	12.616
6	15:50:44.332	7:41.836	+6:46.188	21.059	21.954	6:58.823
7	15:51:46.369	1:02.037	-6:39.799	25.814	23.374	12.849
8	15:52:42.554	56.185	-5.852	21.485	21.918	12.782
9	15:53:38.074	**55.520**	-0.665	21.035	21.721	12.764
10	15:54:33.730	55.656	+0.136	21.198	21.679	12.779
11	15:55:29.585	55.855	+0.199	21.185	21.897	12.773
12	15:57:13.528	1:43.943	+48.088	21.945	22.504	59.494
13	15:58:09.945	56.417	-47.526	21.743	22.050	12.624
14	15:59:05.635	55.690	-0.727	21.146	21.773	12.771
15	16:00:01.251	55.616	-0.074	21.110	21.729	12.777
16	16:00:56.934	55.683	+0.067	21.141	21.744	12.798
17	16:01:52.493	55.559	-0.124	21.094	**21.231**	13.234
18	16:02:48.317	55.824	+0.265	21.171	21.718	12.935
19	16:03:44.347	56.030	+0.206	21.268	21.889	12.873
20	16:04:40.746	56.399	+0.369	21.289	22.292	12.818
21	16:05:36.474	55.728	-0.671	21.196	21.779	12.753
22	16:06:32.208	55.734	+0.006	21.118	21.893	12.723
23	16:07:27.868	55.660	-0.074	21.088	21.822	12.750

(081) ADILSON JUNIOR

Lap	Time of Day	Lap Tm	Gap	S1	S2	S3
1	15:38:51.695	59.065		23.413	22.807	12.845
2	15:39:48.469	56.774	-2.291	21.834	22.112	12.828
3	15:40:44.786	56.317	-0.457	21.248	22.222	12.847
4	15:41:41.031	56.245	-0.072	21.092	22.006	13.147
5	15:42:36.903	55.872	-0.373	21.200	21.934	12.738
6	15:43:32.611	55.708	-0.164	21.014	21.870	12.824
7	15:44:28.309	55.698	-0.010	21.087	21.873	12.738
8	15:45:24.191	55.882	+0.184	21.101	21.940	12.841
9	15:46:20.528	56.337	+0.455	21.192	22.364	12.781
10	15:52:44.045	6:23.517	+5:27.180	21.272	10.334	5:51.911
11	15:53:41.333	57.288	-5:26.229	22.242	22.200	12.846
12	15:54:37.054	55.721	-1.567	**20.947**	21.924	12.850

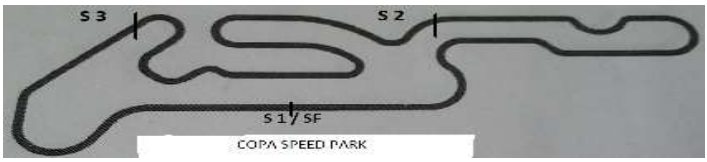

I COPA SPEED PARK (2ª ETAPA)

F 4 GRADUADOS — SPEED PARK (BIRIGUI) 1,218 km

TL 2 — 25/09/2020 15:35

Practice (30:00 Time) started at 15:37:19

Lap	Time of Day	Lap Tm	Gap	S1	S2	S3
13	15:55:32.827	55.773	+0.052	21.058	21.890	12.825
14	15:56:28.881	56.054	+0.281	21.117	22.056	12.881
15	15:57:25.095	56.214	+0.160	21.152	22.236	12.826
16	15:58:21.073	55.978	-0.236	21.065	22.085	12.828
17	16:01:53.363	3:32.290	+2:36.312	21.230	**9.238**	3:01.822
18	16:02:50.200	56.837	-2:35.453	21.940	22.140	12.757
19	16:03:45.740	**55.540**	-1.297	21.000	21.797	12.743
20	16:04:41.393	55.653	+0.113	21.021	21.930	12.702
21	16:05:37.357	55.964	+0.311	21.387	21.884	**12.693**
22	16:06:33.023	55.666	-0.298	21.021	21.896	12.749
23	16:07:28.695	55.672	+0.006	20.989	21.934	12.749

(002) FREDERICO BUENO

Lap	Time of Day	Lap Tm	Gap	S1	S2	S3
1	15:39:18.264	58.695		23.086	22.679	12.930
2	15:40:14.532	56.268	-2.427	21.347	22.218	12.703
3	15:41:10.766	56.234	-0.034	21.226	22.217	12.791
4	15:42:06.657	55.891	-0.343	21.136	22.056	12.699
5	15:43:02.333	55.676	-0.215	21.068	21.847	12.761
6	15:44:01.914	59.581	+3.905	21.291	22.063	16.227
7	15:45:12.285	1:10.371	+10.790	23.621	22.372	24.378
8	15:46:57.580	1:45.295	+34.924	30.207	33.385	41.703
9	15:47:55.773	58.193	-47.102	22.707	22.126	13.360
10	15:48:52.323	56.550	-1.643	21.718	22.092	12.740
11	15:49:47.926	55.603	-0.947	20.907	21.935	12.761
12	15:50:44.004	56.078	+0.475	20.897	22.614	**12.567**
13	15:57:13.261	6:29.257	+5:33.179	**20.857**	22.273	5:46.127
14	15:58:09.867	56.606	-5:32.651	21.891	21.948	12.767
15	15:59:05.778	55.911	-0.695	21.401	**21.481**	13.029
16	16:00:01.600	55.822	-0.089	21.046	21.978	12.798
17	16:00:57.147	**55.547**	-0.275	20.913	21.939	12.695
18	16:01:52.720	55.573	+0.026	20.982	21.881	12.710
19	16:02:48.419	55.699	+0.126	21.035	21.969	12.695
20	16:03:44.082	55.663	-0.036	21.035	21.824	12.804
21	16:04:40.010	55.928	+0.265	21.170	21.901	12.857
22	16:05:35.715	55.705	-0.223	21.141	21.825	12.739
23	16:06:31.362	55.647	-0.058	21.020	21.870	12.757
24	16:07:27.026	55.664	+0.017	21.014	21.854	12.796

(077) MIGUEL A. SUBTIL

Lap	Time of Day	Lap Tm	Gap	S1	S2	S3
1	15:38:43.826	1:00.626		23.838	23.757	13.031
2	15:39:40.358	56.532	-4.094	21.412	22.360	12.760
3	15:40:36.255	55.897	-0.635	21.055	**21.902**	12.940
4	15:41:32.057	55.802	-0.095	21.100	22.038	**12.664**
5	15:42:27.884	55.827	+0.025	21.053	22.023	12.751
6	15:43:23.645	55.761	-0.066	21.061	21.917	12.783
7	15:44:19.421	55.776	+0.015	20.976	21.973	12.827
8	15:45:15.468	56.047	+0.271	21.038	22.022	12.987
9	15:46:11.319	55.851	-0.196	20.971	22.064	12.816
10	15:47:07.384	56.065	+0.214	21.106	22.117	12.842
11	15:48:03.531	56.147	+0.082	21.056	22.117	12.974
12	15:48:59.552	56.021	-0.126	21.056	22.116	12.849
13	15:49:55.758	56.206	+0.185	21.132	22.126	12.948
14	15:50:51.767	56.009	-0.197	**20.933**	22.138	12.938
15	15:51:47.872	56.105	+0.096	21.032	22.212	12.861
16	15:52:43.754	55.882	-0.223	21.119	21.957	12.806
17	15:53:39.513	**55.759**	-0.123	20.952	22.001	12.806
18	15:54:35.664	56.151	+0.392	21.070	22.097	12.984

(056) ROGERIO L. GROTTA

Lap	Time of Day	Lap Tm	Gap	S1	S2	S3
1	15:40:01.483	59.462		23.314	23.377	12.771
2	15:40:58.222	56.739	-2.723	21.459	22.532	12.748
3	15:41:54.526	56.304	-0.435	21.320	22.273	12.711
4	15:42:51.214	56.688	+0.384	21.413	22.442	12.833
5	15:43:47.789	56.575	-0.113	21.318	22.492	12.765
6	15:44:44.311	56.522	-0.053	21.298	22.350	12.874
7	15:47:46.750	3:02.439	+2:05.917	21.230	22.476	2:18.733
8	15:48:43.390	56.640	-2:05.799	21.753	22.093	12.794
9	15:49:39.411	56.021	-0.619	21.087	21.710	13.224
10	15:50:35.724	56.313	+0.292	21.229	21.857	13.227
11	15:55:33.831	4:58.107	+4:01.794	21.112	22.253	4:14.742
12	15:56:30.196	56.365	-4:01.742	21.649	22.046	12.670
13	15:57:26.002	55.806	-0.559	21.110	22.040	**12.656**
14	15:58:21.798	**55.796**	-0.010	**21.057**	21.967	12.772
15	15:59:17.697	55.899	+0.103	21.108	22.030	12.761
16	16:00:13.940	56.243	+0.344	21.278	22.203	12.762
17	16:01:56.522	1:42.582	+46.339	21.273	22.480	58.829
18	16:02:53.099	56.577	-46.005	21.665	22.154	12.758
19	16:03:49.150	56.051	-0.526	21.257	22.075	12.719
20	16:04:45.127	55.977	-0.074	21.200	22.086	12.691
21	16:05:40.929	55.802	-0.175	21.114	21.952	12.736
22	16:06:36.987	56.058	+0.256	21.147	**21.656**	13.255
23	16:07:33.007	56.020	-0.038	21.222	22.091	12.707

(011) GABRIEL CARRER

Lap	Time of Day	Lap Tm	Gap	S1	S2	S3
1	15:38:41.079	59.752		23.896	22.957	12.899
2	15:39:37.479	56.400	-3.352	21.530	22.134	**12.736**
3	15:40:34.433	56.954	+0.554	21.219	22.943	12.792
4	15:41:30.305	**55.872**	-1.082	21.207	**21.869**	12.796
5	15:42:26.440	56.135	+0.263	**21.112**	22.112	12.911
6	15:43:22.451	56.011	-0.124	21.152	21.873	12.986
7	15:44:18.702	56.251	+0.240	21.291	21.982	12.978
8	15:45:14.973	56.271	+0.020	21.290	21.982	12.999
9	15:46:11.011	56.038	-0.233	21.216	21.908	12.914
10	15:49:26.464	3:15.453	+2:19.415	21.209	23.537	2:30.707
11	15:50:23.343	56.879	-2:18.574	22.043	21.942	12.894
12	15:51:19.509	56.166	-0.713	21.268	21.934	12.964
13	15:52:15.805	56.296	+0.130	21.238	22.080	12.978
14	15:53:12.249	56.444	+0.148	21.238	22.081	13.125
15	15:54:08.654	56.405	-0.039	21.354	21.961	13.090
16	15:55:06.393	57.739	+1.334	21.395	22.075	14.269
17	15:56:04.646	58.253	+0.514	21.698	23.529	13.026
18	15:57:01.332	56.686	-1.567	21.459	22.034	13.193

(097) JOÃO V. DIAS

Lap	Time of Day	Lap Tm	Gap	S1	S2	S3
1	15:38:50.799	1:10.076		25.379	25.093	19.604
2	15:39:50.104	59.305	-10.771	22.942	23.428	12.935
3	15:40:47.440	57.336	-1.969	21.943	22.699	**12.694**
4	15:41:44.064	56.624	-0.712	21.335	22.318	12.971
5	15:42:54.812	1:10.748	+14.124	21.331	22.365	27.052
6	15:43:52.743	57.931	-12.817	22.488	22.440	13.003
7	15:44:49.305	56.562	-1.369	21.143	22.288	13.131
8	15:46:52.975	2:03.670	+1:07.108	**21.056**	26.906	1:15.708
9	15:47:51.228	58.253	-1:05.417	22.585	22.693	12.975
10	15:48:47.554	**56.326**	-1.927	21.186	**22.194**	12.946
11	15:51:05.830	2:18.276	+1:21.950	21.229	22.651	1:34.396
12	15:52:04.277	58.447	-1:19.829	22.862	22.510	13.075
13	15:53:00.698	56.421	-2.026	21.122	22.316	12.983
14	15:53:57.597	56.899	+0.478	21.275	22.541	13.083

(065) RAFAEL C. DE BARROS

Lap	Time of Day	Lap Tm	Gap	S1	S2	S3
1	15:39:21.669	59.661		23.258	23.365	13.038
2	15:40:18.704	57.035	-2.626	21.709	22.447	12.879
3	15:41:15.349	56.645	-0.390	21.440	22.387	12.818
4	15:46:12.865	4:57.516	+4:00.871	21.332	23.464	4:12.720
5	15:47:12.132	59.267	-3:58.249	23.182	23.092	12.993
6	15:48:08.696	56.564	-2.703	21.354	22.352	12.858
7	15:49:05.065	**56.369**	-0.195	**21.213**	22.387	**12.769**
8	15:50:01.647	56.582	+0.213	21.273	22.458	12.851
9	15:50:58.526	56.879	+0.297	21.417	22.517	12.945
10	15:59:08.570	8:10.044	+7:13.165	21.370	25.053	7:23.621
11	16:00:07.202	58.632	-7:11.412	23.018	22.745	12.869
12	16:01:03.694	56.492	-2.140	21.347	**22.344**	12.801

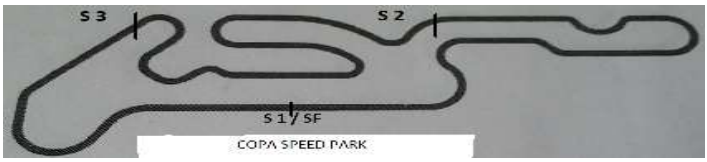

I COPA SPEED PARK (2ª ETAPA)

F 4 GRADUADOS — SPEED PARK (BIRIGUI) 1,218 km

TL 2 — 25/09/2020 15:35

Practice (30:00 Time) started at 15:37:19

Lap	Time of Day	Lap Tm	Gap	S1	S2	S3	Lap	Time of Day	Lap Tm	Gap	S1	S2	S3
13	16:02:00.463	56.769	+0.277	21.578	22.393	12.798							